

# TPCODL

No. TPCODL/EAG/ 7568

Date: 08/10/2022

To

- 1.) Mr. Milind Deore,  
Director, Bureau of Energy Efficiency, GoI, Ministry of Power.  
4<sup>th</sup> Floor, Sewa Bhawan, R.K. Puram, New Delhi-110066  
Email Id: - [mdeore@beeindia.gov.in](mailto:mdeore@beeindia.gov.in), [suryay@beeindia.gov.in](mailto:suryay@beeindia.gov.in)
- 2.) The Engineer-In-Chief (Electricity) -cum- Principal Chief Electrical Inspector (State Designated Agency, Odisha) Unit-5, Power House Square, Vidyut Marg, Bhubaneswar, 751001  
Email Id: - [eic-epcei@nic.in](mailto:eic-epcei@nic.in), [sdaorissa@nic.in](mailto:sdaorissa@nic.in)

Sub:- Submission of **Second Annual Energy Audit Report of TPCODL for the FY 2021-22** in pursuant to Regulation-3 of the BEE (Manner and intervals for conduct of Energy Audit in Electricity Distribution Companies) Regulation 2021 under EC Act-2001.

Sir/Madam,

With reference to the above cited subject, the Second Annual Energy Audit Report of TPCODL for FY 2021-22 is submitted herewith in pursuant to Regulation-3 of the Bureau of Energy Efficiency (Manner and intervals for conduct of Energy Audit in Electricity Distribution Companies) Regulation 2021 under EC Act-2001 in the specified Second schedule format of BEE signed by the AEA.

This is for favour of kind information & necessary action please.

Yours faithfully,

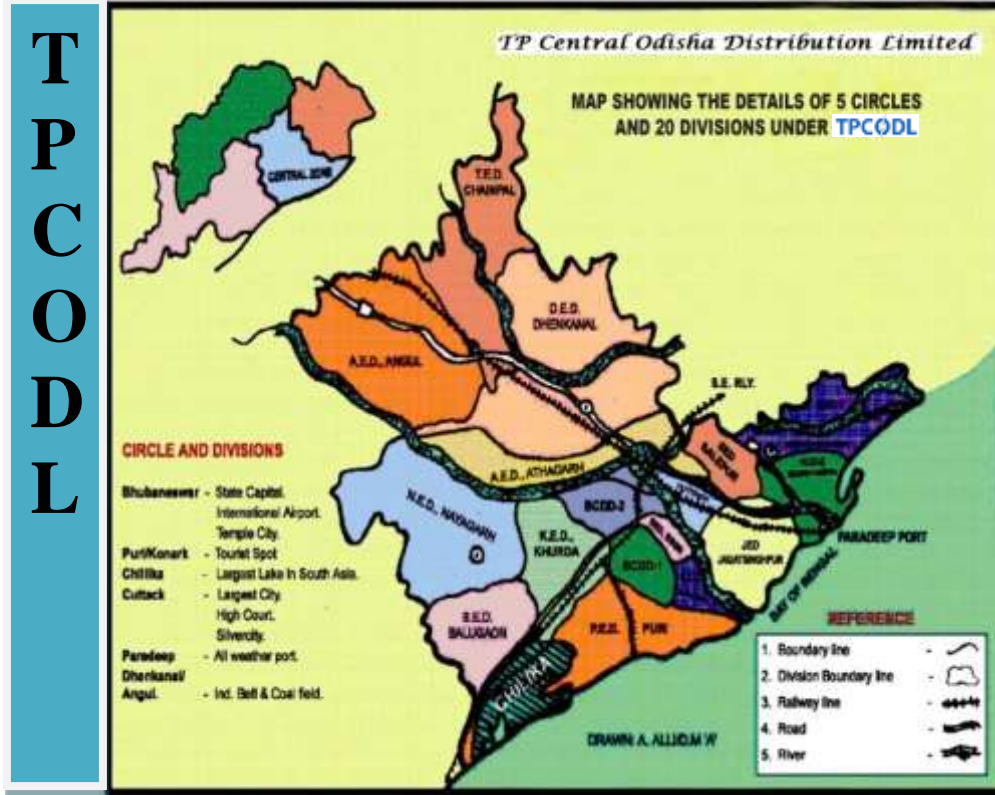
Encl: - Second Annual Energy Audit Report of TPCODL for FY 2021-22 in the second schedule of the BEE regulation.

  
MANOJ DAS  
D.G.M. (Electrical)  
TPCODL

**Nodal Officer,  
Energy Accounting & Audit Cell**

# 2<sup>ND</sup> ANNUAL ENERGY AUDIT REPORT

Under the Bureau of Energy Efficiency (Manner and Intervals for Conduct of Energy Audit in electricity distribution companies) Regulations, 2021.



## Designated Consumer (DIS0039OD)

**TP Central Odisha Distribution Limited (TPCODL),**

2<sup>nd</sup> Floor, IDCO TOWER, Janpath,

Bhubaneswar-751022 (Orissa)

Website: [www.tpcentralodisha.com](http://www.tpcentralodisha.com)



### **Conducted By**

Energy Consultancy Services

Plot no. N4/184, Nayapalli, IRC Village,

Bhubaneswar-751015 Odisha

Phone: (0674) 2554420, Mob-9937555999

Email: [mohiniak@ecsodisha.com](mailto:mohiniak@ecsodisha.com)

Website: [www.ecsodisha.com](http://www.ecsodisha.com)



**August- 2022**

## TABLE CONTENT

<b>TABLE CONTENT .....</b>	<b>2</b>
<b>ACKNOWLEDGEMENT .....</b>	<b>5</b>
<b>STUDY TEAM .....</b>	<b>6</b>
<b>1. EXECUTIVE SUMMARY .....</b>	<b>7</b>
1.1 BACKGROUND .....	7
1.2 ENERGY ACCOUNTS AND PERFORMANCE OF FY 2021-22 .....	7
1.2.1 DISCOM WIDE ENERGY ACCOUNTING FOR THE LAST THREE FY.....	7
1.3 STATUS OF METERING INFRASTRUCTURE FOR ENERGY ACCOUNTING AND AUDITING .....	9
<b>2. SUMMARY OF CRITICAL ANALYSIS OF ENERGY AUDITOR AND MANAGEMENT ANALYSIS.....</b>	<b>15</b>
2.1 COMPLIANCE TO BEE REGULATIONS- .....	15
2.2 FEEDER METERING AND ENERGY AUDIT- .....	15
2.3 CATEGORY WISE SUBSIDY – .....	15
2.4 ANALYSIS ON T&D LOSSES AND AT&C LOSSES. ....	16
2.5 ANALYSIS ON PURE TECHNICAL LOSSES:- .....	16
2.6 ANALYSIS ON DIVISION WISE LOSSES:-.....	17
<b>3 BACKGROUND.....</b>	<b>20</b>
3.2 EXTENT REGULATIONS AND ROLE OF BEE.....	20
3.3 PURPOSE OF AUDIT AND ACCOUNTING REPORT .....	23
3.4 PERIOD OF ENERGY AUDITING AND ACCOUNTING.....	23
<b>4. INTRODUCTION OF DISCOM.....</b>	<b>24</b>
4.1 NAME AND ADDRESS OF DESIGNATED CONSUMER .....	24
4.2 NAME AND DETAILS OF ENERGY MANAGER AND AUTHORISED SIGNATORY (NODAL OFFICER) OF DC:-.....	24
4.3 SUMMARY PROFILE OF DC .....	24
4.3.1 ASSETS .....	24
4.3.2 ENERGY FLOW .....	25
4.3.3 CONSUMER BASE.....	25
4.3.4 SALIENT FEATURES .....	26
4.3.4.1. Operation of Customer Care Centre: .....	26
4.3.4.2. Mega Bill Pay & Win Scheme: .....	26
4.3.4.3. Introduction of Consumer App - TPCODL Mitra: .....	27

4.3.4.4.	Self-Meter Reading by the customers to generate bill:.....	28
4.3.4.5.	Meeting with Resident Welfare Association: .....	28
4.3.4.6.	A drive to connect with Rural Customers- “Gaon Chalo”: .....	29
4.3.4.7.	Squad Operation on Continuous basis:- .....	30
4.3.5	ONGOING PROJECTS.....	33
<b>5.</b>	<b>DISCUSSION AND ANALYSIS .....</b>	<b>37</b>
5.1	ENERGY ACCOUNTS FOR PREVIOUS YEARS .....	37
5.2	ENERGY ACCOUNTS AND PERFORMANCE .....	37
5.3	DIVISION-WISE PERFORMANCE.....	39
5.6	CRITICAL ANALYSIS BY ENERGY AUDITOR .....	42
5.6.2	CATEGORY WISE SUBSIDY .....	50
5.6.3	FEEDER METERING AND ENERGY AUDIT- .....	50
5.6.4	ANALYSIS ON T&D LOSSES AND AT&C LOSSES .....	50
5.6.5	ANALYSIS ON PURE TECHNICAL LOSSES .....	51
5.6.6	ANALYSIS ON DIVISION WISE LOSSES .....	51
5.7	INCLUSION AND EXCLUSIONS.....	54
5.8	MEASURING EQUIPMENT AND INSTRUMENT CALIBRATION.....	54
<b>6.</b>	<b>NOTES OF THE EA/EM ALONG WITH QUERIES ANDREPLIES TO DATA GAPS</b>	<b>56</b>
<b>7.</b>	<b>ANNEXURES .....</b>	<b>57</b>
7.1	INTRODUCTION OF VERIFICATION FIRM. ....	57
7.2	MINUTES OF MEETING WITH THE DISCOM TEAM.....	57
7.1	FIELD INSPECTION WITH THE DISCOM TEAM.....	59
7.2	CHECK LIST PREPARED BY AUDITING FIRM.....	66
7.3	BRIEF APPROACH, SCOPE & METHODOLOGY FOR AUDIT .....	73
7.4	INFRASTRUCTURE DETAILS .....	74
7.5	ELECTRICAL DISTRIBUTION SYSTEM IN ODISHA .....	75
7.6	POWER PURCHASE DETAILS .....	77
7.7.2	Quantum of Power Purchase from Various Sources: .....	77
7.7.3	Bulk Supply Price for GRIDCO .....	78
7.7.4	Transmission Charges for OPTCL .....	78
7.7	SINGLE LINE DIAGRAM (SLD).....	81
7.8	CATEGORY OF SERVICE DETAILS (WITH CONSUMER AND VOLTAGE-	

	WISE).....	83
7.9	LIST OF DOCUMENTS VERIFIED WITH EACH PARAMETER .....	84
7.10	BRIEF DESCRIPTION OF UNIT/ DISCOM.....	84
7.11	LIST OF PARAMETERS ARRIVED THROUGH CALCULATION OR FORMULAE WITH LIST OF DOCUMENTS AS SOURCE OF DATA .....	86

## ACKNOWLEDGEMENT

We express our sincere gratitude to **TP Central Odisha Distribution limited (TPCODL)**, Bhubaneswar, Odisha for giving us the opportunity to be a part of their mission towards Energy Accounting and Energy Audit in compliance to Govt. of India Gazette notification MOP New Delhi Dt. (06<sup>th</sup> Apr, 2021).

**M/S Energy Consultancy Services** wishes to thank the following officials for their kind support extended during Annual Energy Audit.

1. Mr. Parveen Verma, Chief Commercial Services
2. Mr. Raj Kumar Rastogi, Chief Operation Services
3. Mr. Manoj Kumar Singh, CGM (Commercial)
4. Mr. Prashant Kumar Singh, Head (Energy Audit & Enforcement)
5. Mr. Manoj Das, HoD/ DGM (Energy Audit)
6. Mr. Shankarshan Panigrahi, DM (Energy Audit)
7. Mr. Prakash Chandra Moharana, DM (Energy Audit)
8. Mr. Sanjay Swain, DM (MIS)

M/S ECS also wishes to thank all other officers and staff of TPCODL for their excellent cooperation and support for successful completion of Energy Audit.



**Signature**

Name - Amulya Kumar Mohini

Accredited Energy Auditor

Regd. No – AEA-002

M/S Energy Consultancy Services

**STUDY TEAM**

**Team 1 (Centralized Energy Accounting & Audit Cell, TPCODL)**

Sr. No	Name	Designation	Department	Email ID	Contact Number
1	Mr. Manoj Das	HoD/ DGM(Electrical)	Energy Audit	manoj.das@tpcentralodisha.com	7008197471
2	Mr. Shankarshan Panigrahi	DM (Electrical)	Energy Audit	shankarshan.panigrahi@tpcentralodisha.com	9438585161
3	Mr. Prakash Chandra Moharana	DM (Electrical)	Energy Audit	prakash.moharana@tpcentralodisha.com	8763937730

**Team 2 (EmAEA Firm)**

Sr. No	Name	Designation	EmAEA/AEA/EA/EM Registration No.	Experience in years	Sector
1	Mr. Amulya Kumar Mohini	Accredited Energy Auditor(AEA-002)	AEA-0002	22	All
2	Mr. Suresh Ku Chaudhury	Sector Expert	--	33	DISCOM
3	Mr. Shamsher Singh	Energy Auditor	CEA-24599	23	All
4	Mr. AK Nanda	Certified Energy Auditor	CEA-14995	8	DISCOM
5	Mr. Upendra Patra	Certified Energy Manager	-	3	All

## **1. EXECUTIVE SUMMARY**

### **1.1 BACKGROUND**

M/S Energy Consultancy Services was entrusted the job of carrying out the annual energy audit for the financial year FY 2021-2022 and submit the annual energy audit report of **TP Central Odisha Distribution limited (TPCODL)** to the Bureau of Energy Efficiency and respective State Designated Agency under the Bureau of Energy Efficiency (Manner and Intervals for Conduct of Energy Audit in electricity distribution companies) Regulations, 2021 vide PO No-4500000551 Date-06.06.2022.

TP Central Odisha Distribution Limited (TPCODL) is a joint venture between Tata Power and the Government of Odisha with the majority stake being held by Tata Power Company (51%). TPCODL serves a population of 1.36 Crore with Customer Base of more than 29 Lakh and a vast Distribution Area of 29,354 Sq. Km. As per Section 21(a) of the Act, the utility of CESU (Central Electricity Supply Utility of Odisha) has been vested in TPCODL w.e.f. 01.06.2020 in line with direction issued by the Odisha Electricity Regulatory Commission(OERC) vide Case No-11/2020.

Tata Power has a vast experience in electricity distribution in Mumbai, Delhi and Ajmer, and has been a benchmark performer in Delhi for the last 17 years, where losses have been brought down from a high of 53% in 2002 to approximately 7.9% in March 2019. In addition to loss reduction, customer experience has been enhanced by providing one-stop solutions, from state-of-the-art Call Centres and Consumer Care Centres to effective communication and deployment of customer-centric process, creating Customer Delight.

At TP Central Odisha Distribution Limited, the entire focus is on providing reliable power supply, enhanced customer services and reducing the existing AT&C losses in a systematic manner. All this will be achieved by upgrading the present distribution infrastructure, adopting new technologies and provide various digital services to customers.

### **1.2 ENERGY ACCOUNTS AND PERFORMANCE OF FY 2021-22**

#### **1.2.1 DISCOM WIDE ENERGY ACCOUNTING FOR THE LAST THREE FY**

PARTICULARS	FY 19-20	FY 20-21	FY 21-22
Total Input (in MU)	8160.11	8370.43	8814.32
Billing To Consumers (in MU.)	6271.33	6202.32	6732.60

Billing To Consumers (Rs. in Crs.)	3380.40	3403.51	3939.07
Collection Received (Rs. in Crs.)	3059.70	3236.53	3862.80

<b>CALCULATED PARAMETERS</b>			
<b>PARTICULARS</b>	<b>FY 19-20</b>	<b>FY 20-21</b>	<b>FY 21-22</b>
T & D Loss (in MU)	1888.78	2168.11	2081.73
T & D Loss (%)	24.60%	25.90%	23.62%
Billing Efficiency (%)	75.40%	74.10%	76.38%
Collection Efficiency (%)	90.51%	95.09%	98.06%
AT& C Loss (%)	30.44%	29.54%	25.10%

The technical losses and aggregate technical & commercial (AT&C) losses for FY 2021-2022 are estimated and presented in the following table.

Losses	<b>T&amp;D Losses</b>		<b>AT &amp; C loss (%)</b>
	<b>T&amp;D loss (MU)</b>	<b>T&amp;D loss (%)</b>	
		2081.73	23.62%

The total sales (metered and assessed) for various consumer categories are presented in the following table:

S.No	Type of Consumers	No of Consumers	Total Consumption (In MU)
1	Domestic	2668319	2663.191
2	Commercial	190726	580.698
3	Water Supply	3203	14.816
4	Public Lighting	1778	16.489
5	HT Water Supply	52	43.276
6	HT Industrial	2735	324.487
7	Industrial (Small)	7980	180.417
8	Industrial (Medium)	1105	15.149
9	HT Commercial	3802	2316.75
10	Lift Irrigation Schemes/Lift Irrigation Societies	29798	43.528
11	HT Res. Apartments Applicable to all areas	946	41.857
12	Specified Public Purpose	13614	27.562
13	Railway Traction	10	453.495
14	Emerg. Supply to CPP	8	8.711
15	Others	3411	2.171

**1.3 STATUS OF METERING INFRASTRUCTURE FOR ENERGY ACCOUNTING AND AUDITING**

5	Pre-requisites for annual energy audit and periodic energy accounting	a	Identification and mapping of all of the electrical network assets	Under GIS of own CAPEX program, all 247 Nos Section Boundaries has been Captured. All 360 Nos of 33/11 kV S/S Surveyed and its connected 33 kV Network captured and mapped in GIS. All 11 kV Feeder (550 Nos) of Cuttack and BBSR I Circle Surveyed and Captured in GIS. 31215 Nos of DT Surveyed and Captured in GIS.
		b	Identification and mapping of high tension and low-tension consumers	9.84 Lacs Consumer Indexing has been completed in 9 Divisions and mapped in GIS.
		c	Development and implementation of information technology enabled energy accounting and audit system, including associated software	DC has initiated for development of SARTHI 2.0 module, which is the Energy Accounting and Audit software for Distribution Companies including associated software.
		d	Electricity distribution company ensures the installation of functional meters for all consumers, transformers and feeders. Meter installation is done in a phased manner within a period of three financial years from the date of the commencement of these regulations in accordance with the trajectory set out in the First Schedule	Meter Installation is to be done as per the First Schedule of the regulation. 100% metering of feeders is in progress. Smart metering of 12000 DTs is planned to be metered in Phase-1. Only 26542 nos of consumers are having defective or no meter against the 29.27 lakh consumers which will be replaced in next FY.

		<p>d.1. 100% Communicable Feeder Metering integrated with AMI, by 31st December 2022 along with replacement of existing non-communicable feeder meters.</p> <p>d.2. All <b>Distribution Transformers</b> (other than HVDS DT up to 25kVA and other DTs below 25 kVA) shall be metered with communicable meters. Communicable DT Metering for the following areas/ consumers to be completed by December 2023 and in balance areas by December 2025:</p> <p>d.2.1. All Electricity Divisions of 500 AMRUT cities, with AT&amp;C Losses &gt; 15%</p> <p>d.2.2. All Union Territories (for areas with technical difficulty, non-communicable meters may be installed)</p> <p>d.2.3. All Industrial and Commercial consumers</p> <p>d.2.4. All Government offices at Block level and above</p> <p>d.2.5. Other high loss areas i.e. rural areas with losses more than 25% and urban areas with losses more than 15%</p>	<p>d.1. The feeder meter readings are entered over the ‘Vishleshan Web Application’ by the field persons and being monitored at all the levels including at Corporate Office till all the feeder metering are integrated with AMI.</p> <p>d.2. DC is not funded under Revamped Distribution Sector Scheme (RDSS) by Ministry of Power. However, the DC has initiated for installation of 12000 nos of DT with smart communicable meters. The meter installation in balance areas will be executed on approval of CAPEX from Hon’ble Commission in this regard.</p>
--	--	---	--

		<p>d.3. <b>Prepaid Smart Consumer Metering</b> to be completed for all directly connected meters and AMR in case of other meters, by December 2023 in the following areas:</p> <p>d.3.1. All Electricity Divisions of 500 AMRUT cities, with AT&amp;C Losses &gt; 15%;</p> <p>d.3.2. All Union Territories (for areas with technical difficulty, prepaid meters to be installed);</p> <p>d.3.3. All Industrial and Commercial consumers;</p> <p>d.3.4. All Government offices at Block level and above;</p> <p>d.3.5. Other high loss areas i.e. rural areas with losses more than 25% and urban areas with losses more than 15%.</p>	<p>d.3. DC is not funded under Revamped Distribution Sector Scheme (RDSS) by Ministry of Power. However, the DC has initiated for installation of 12000 nos of DT with smart communicable meters. The meter installation in balance areas will be executed on approval of CAPEX from Hon'ble Commission in this regard.</p>
		<p>d.4. Consumer Metering: 98% by FY 2022-23 99% by FY 2023-24</p>	<p>Only 26542 nos of consumers are having defective or no meter against the 29.27 lakh consumers which will be replaced in next FY.</p>
		<p>d.5. Targets for functional meters— Meter FY 22-23 FY 23-24 FY24-25 Feeder metering 98.5% 99.5% 99.5% DT metering 90% 95% 98% Consumer metering 93% 96% 98</p>	<p>Feeder Metering and DT metering will be executed on approval of CAPEX from Hon'ble Commission in this regard.</p>

		e	<p>e.1. All distribution transformers (other than high voltage distribution system up to 25kVA and other distribution system below 25 kVA) is metered with communicable meters.</p> <p>e.2. And existing non communicable distribution transformer meters is replaced with communicable meters and integrated with advanced metering infrastructure.</p>	<p>DC is not funded under Revamped Distribution Sector Scheme (RDSS) by Ministry of Power. However, the DC has initiated for installation of 12000 nos of DT with smart communicable meters. The meter installation in balance areas will be executed on approval of CAPEX from Hon'ble Commission in this regard.</p>
		f	<p>Electricity distribution company has established an information technology enabled system to create energy accounting reports without any manual interference and such systems may be within a period of three years from the date of the commencement of these regulations in case of urban and priority area consumers; and within five years from the date of the commencement of these regulations in case of rural consumers</p>	<p>DC has initiated for development of SARTHI 2.0 module, which is the Energy Accounting and Audit software for Distribution Companies including associated software.</p>

		g	Electricity distribution company has a centralized energy accounting and audit cell comprising of— (i) a nodal officer, an energy manager and an information technology manager, having professional experience of not less than five years; and (ii) a financial manager having professional experience of not less than five years	The DC has created a Centralized Energy Accounting and Audit Cell with the following officer 1. One Nodal Officer 2. One Certified Energy Manager 3. One IT Manager 4. One Financial Manager And Communicated to BEE vide its Letter No-12352 Date-23.11.2022 for information and record.
6	Reporting requirements for annual energy audit and periodic energy accounting	a	Electricity distribution company has a nodal officer, who is a full time employee of the electricity distribution company in the rank of the Chief Engineer or above, for the purpose of reporting of the annual energy audit and periodic energy accounting and communicate the same to the Bureau.	The DC is complied with this requirement and communicated to BEE vide its Letter No-12352 Date-23.11.2022 for information and record.
		b	Electricity distribution company ensures that the energy accounting data is generated from a metering system or till such time the metering system is not in place, by an agreed method of assumption as may be prescribed by the State Commission.	The DC is complied with this requirement

	c	Metering of distribution transformers at High Voltage Distribution System up to 25KVA is done on cluster meter installed by the electricity distribution company	DC is not funded under Revamped Distribution Sector Scheme (RDSS) by Ministry of Power. However, the DC has initiated for installation of 12000 nos of DT with smart communicable meters. The meter installation in balance areas will be executed on approval of CAPEX from Hon’ble Commission in this regard.
	d	The energy accounting and audit system and software is developed to create monthly, quarterly and yearly energy accounting reports.	DC has initiated for development of SARTHI 2.0 module, which is the Energy Accounting and Audit software for Distribution Companies including associated software. This will be capable of doing monthly, quarterly and yearly energy accounting reports.
	e	Electricity distribution company has provided the details of the information technology system in place as specified in clause (f) of regulation 5 that ensures minimal manual intervention in creating the energy accounting reports and any manual intervention of any nature, in respect of the period specified therein, shall be clearly indicated in the periodic energy accounting report	DC has initiated for development of SARTHI 2.0 module, which is the Energy Accounting and Audit software for Distribution Companies including associated software.

## **2. SUMMARY OF CRITICAL ANALYSIS OF ENERGY AUDITOR AND MANAGEMENT ANALYSIS**

### **2.1 Compliance to BEE regulations-**

The DISCOM has been submitting the quarterly energy accounting reports and Annual Energy Audit report as per BEE regulations however, the DISCOM has not published them on their website as per the BEE regulations. The DISCOM also formed Centralized Energy Accounting & Audit Cell as per the regulations.

**Management Analysis:** Going forward, the quarterly energy accounting reports and Annual Energy Audit report as per BEE regulations will be uploaded onto the website of the DISCOM.

### **2.2 Feeder metering and energy audit-**

The DISCOM has 84% metering in all the 33 kV feeders and 77% metering in all the 11 kV feeders are in healthy condition. Since, all the feeders are not completely metered we could not find the difference of input at DISCOM periphery to the receiving end at 33 kV feeders and 11 kV feeders. We recommend that DISCOM should device a mechanism/methodology to find this difference so that the Input energy and sales/consumption data is more accurately reported for estimation of T&D Loss.

**Management Analysis:** The process of checking the functioning and calibration of the balance feeder meters along with its installation is an on-going process. In TPCODL, 100% Feeder metering with communicable features work has been initiated for all the 33kV feeders and 11kV feeders. Since, TPCODL is not funded under Revamped Distribution Sector Scheme (RDSS) by Ministry of Power, the meter installation in feeders and DT will be executed on approval of CAPEX from Hon'ble Commission.

### **2.3 Category wise subsidy –**

As per Second Schedule of clause b of the said regulation, details of consumer category wise subsidy billed/ received/ due for period etc. has to be provided by DISCOM. Therefore, it is requested to provide the details of subsidy as per the format by BEE.

**Management Analysis:** There is no provision for subsidy for any category of consumer in the state of Odisha as per the Regulations and Tariff Orders of the Hon'ble Odisha

Electricity Regulatory Commission. Thus, subsidy payable per unit in each consumer category by the state Govt. is not applicable for TPCODL. Moreover, TPCODL is not funded under the Revamped Distribution Sector Scheme (RDSS) rolled out by Ministry of Power. Hence, this Annexure format is left blank.

**2.4 Analysis on T&D Losses and AT&C Losses.**

**2.4.1.1 % Losses – Aggregate-** The overall Technical Loss (T&D Loss) is 23.62% and overall AT&C Loss is 25.10% for FY 2021-2022 .This reflects an overall collection efficiency of 98.06%.

**2.4.1.2 % Losses – Voltage Wise-** DISCOM has electricity distribution of voltage levels from 33 kV to 415V and is carrying out loss assessment only at metered feeders and DTs. DISCOM needs to carry out energy accounting at all the voltage levels.

**Management Analysis:** Energy accounting at all voltage levels are being done based the meter reading availability and consumer indexing done. Metering of the feeders and DTR’s are in progress.

**2.5 Analysis on Pure Technical Losses:-**

**2.5.1.1 33 kV Technical Loss -** TPCODL has conducted extensive load flow studies of the 33 KV feeders and have found the average technical loss in 33KV sub-transmission network from 2.44 % to 4.60% across all the 5 circles.

Circle	Total No. of Feeders	Total Ckt. KM	Total No. of PTR	Total Installed capacity MVA	Peak Load of 33KV NW (in MW)	Line Loss (in MW)	Cable Loss (in MW)	Trf (No Load Loss) in MW	Trf (Load Loss) in MW	Total Loss (in MW)	Tech Loss in %
BBSR-1	55	667	146	1150.3	397.28	4.58	0.10	0.72	0.528	5.85	2.44
BBSR-2	49	977	163	888.55	234.06	5.83	0.23	0.72	0.315	7.27	4.60
CTC	41	764	140	871.15	317.16	5.48	0.09	0.63	0.505	6.98	3.69
PDP	27	558	114	561.05	155.56	2.12	0.00	0.55	0.197	3.00	3.43
DKL	37	892	125	627.75	204.67	4.56	0.00	0.52	0.476	5.55	3.91
TPCODL	209	3857	688	4098.8	1308.74	22.58	0.42	3.15	2.022	28.64	3.51

- **11 kV Technical Loss -** TPCODL has also conducted load flow studies of the 11 KV feeders and have found the average technical loss in 11 KV distribution network from 4.20 % to 6.11% across all the 5 circles.

Name of Circle	Total No. of 11kV Feeder	Total Ckt. KM	Total No of DT's	Total Installed Capacity MVA	Ind. Peak Load in MW	O/H Line Losses in MW	U/G Cable Losses in MW	TRF load loss in MW	TRF No-Load Losses in MW	Distributed loss @2.5%	Total Loss in MW	% Loss
BBSR-1	270	3809	15223	1846	456.02	4.95	0.09	0.96	3.21	0.17	9.38	4.20%
BBSR-2	250	8494	11100	1115	241.61	4.42	0.07	0.78	2.36	0.16	7.79	5.24%
CTC	228	3873	18429	956	310.75	5.10	0.07	1.70	1.63	0.19	8.69	4.59%
PDP	179	5854	16254	693	176.94	3.73	0.00	0.69	1.50	0.12	6.06	6.11%
DKL	213	7805	12863	869	216.12	3.98	0.00	0.74	1.81	0.13	6.67	5.49%
TPCODL	1140	29835	73869	5479	1401.44	22.18	0.23	4.88	10.52	0.78	38.59	4.94%

The DISCOM should focus on the circles having high technical losses.

**Management Analysis:** Loss reduction techniques will be initiated on the high loss feeders on approval of CAPEX from the Hon'ble commission.

## 2.6 Analysis on Division wise Losses:-

**2.6.1.1 Division wise % Losses summary** - The range of T&D losses, collection efficiency and AT&C losses among the divisions is presented below:

PARTICULARS					
DIFFERENT PARAMETERS	T&D Loss	Average T & D Loss (%)	T & D Loss % Range	Division with Lowest T & D Loss %	Division with highest T & D Loss %
		23.62%	2.65% to 51.30%	BED, BBSR (2.65%)	NED, Nimapara (51.30%)
	Collection Efficiency	Average Collection Efficiency (%)	Collection Efficiency (%) Range	Division with Lowest Collection Efficiency %	Division with highest Collection Efficiency (%)
		98.06%	89.22% to 111.87%	NED, Nayagarh (89.22%)	AED, Angul (111.87%)
	AT&C Loss	Average AT&C Loss (%)	AT&C Loss % Range	Division with Lowest AT&C Loss %	Division with highest AT&C Loss %
		25.10%	3.33% to 54.77%	BED, BBSR (3.33%)	NED, Nimapara (54.77%)

**2.6.1.2 Division wise % Losses – T&D losses:** The following divisions of the DISCOM are having T&D losses more than the average value of **23.62%** and requires more attention.

Sl.No.	Division Name	T&D Loss in MU	T&D Loss %
1	NED, Nayagarh	67.223	25.99%
2	BED, Balugaon	63.759	26.69%
3	AED, Angul	100.991	28.46%
4	KED-I, Kendrapara	112.532	32.56%
5	JED, Jagatsinghpur	65.407	33.06%
6	DED, Dhenkanal	197.185	33.95%
7	PED, Puri	157.833	34.27%
8	KED-II, Marsaghai	45.542	37.87%
9	CED, Cuttack	249.800	42.08%
10	AED, Athagarh	140.000	42.62%
11	SED, Salipur	102.629	46.92%
12	NED, Nimapara	220.074	51.30%

**2.6.1.3 Division wise collection efficiency:** The following divisions of the DISCOM are having collection efficiency less than the average value 98.06% and requires special attention.

Sl. No.	Division Name	Collection Efficiency (%)
1	NED, Nayagarh	89.22%
2	PED, Paradeep	90.79%
3	PED, Puri	90.91%
4	NED, Nimapara	92.88%
5	AED, Athagarh	95.02%
6	KED-II, Marsaghai	95.43%
7	TED, Chainpal	95.68%
8	SED, Salipur	95.84%
9	BED, Balugaon	97.05%
10	CED, Cuttack	97.10%

**2.6.1.4 Division wise % Losses – AT&C losses :** The following divisions of the DISCOM are having T&D losses more than the average value of **25.10%** and requires more attention.

Sl.No.	Division Name	AT&C Loss %
1	PED, Paradeep	25.65%
2	BED, Balugaon	28.85%
3	JED, Jagatsinghpur	33.05%
4	KED-I, Kendrapara	33.64%
5	DED, Dhenkanal	33.86%

6	NED, Nayagarh	33.97%
7	PED, Puri	40.24%
8	KED-II, Marsaghai	40.71%
9	CED, Cuttack	43.76%
10	AED, Athagarh	45.48%
11	SED, Salipur	49.13%
12	NED, Nimapara	54.77%

**Management Analysis:** The divisional engineers along with the field officers of the above divisions have been requested to reduce the AT&C loss% thereby optimising the division input, improving the billing efficiency & collection efficiency and will be prioritized for special attention.

TPCODL management has initiated to disconnect all the defaulting consumers and allow them to avail the power supply after payment of their arrear dues. This will not only help in improving the collection efficiency but also help in improving cash flow of the organization. Accordingly, Disconnection squad operation has been started in all the divisions for achievement of the targets. Moreover Mega Collection Drives will be conducted in the upcoming months for improvement in collection efficiency. Operation clean for disconnection drive to find the pilferage of electricity will be done in a large scale for improvement in billing efficiency.

### 3 BACKGROUND

#### 3.2 EXTENT REGULATIONS AND ROLE OF BEE

Bureau of Energy Efficiency (BEE) notified the Bureau of Energy Efficiency (Manner and Intervals for Conduct of Energy Audit (Accounting) in Electricity Distribution Companies) Regulations, 2021 on 6<sup>th</sup> October 2021. As per the regulation, all Electricity Distribution Companies are mandated to conduct annual energy audit and periodic energy accounting on quarterly basis.

Owing to the impact of energy auditing on the entire distribution and retail supply business and absence of an existing framework with dedicated focus on the same, it was imperative to develop a set of comprehensive guidelines that all Distribution utilities across India can follow and adhere to.

These Regulations for Energy audit in Electricity Distribution Companies provides broad framework for conduct of Annual Energy Audit though and Quarterly Periodic Energy Accounting with necessary Pre-requisites and reporting requirements to be met.

The extant regulations relevant or reproduced as under:

**“5. Pre-requisites for annual energy audit and periodic energy accounting —** Save as otherwise provided, every electricity distribution company shall undertake all actions as may be required for the annual energy audit and periodic energy accounting before the start of the relevant financial year, including the following actions, namely: —

- (a) the identification and mapping of all of the electrical network assets;
- (b) the identification and mapping of high tension and low-tension consumers;
- (c) the development and implementation of information technology enabled energy accounting and audit system, including associated software;
- (d) the electricity distribution company shall ensure the installation of functional meters for all consumers, transformers and feeders:

Provided that meter installation may be done in a phased manner within a period of three financial years from the date of the commencement of these regulations in accordance with the trajectory setout in the First Schedule;

- (e) all distribution transformers (other than high voltage distribution system upto 25kVA and other distribution system below 25 kVA) shall be metered with communicable meters. And existing non-communicable distribution transformer meters shall be replaced with communicable meters and integrated with advanced metering infrastructure;
- (f) the electricity distribution company shall establish an information technology enabled system to create energy accounting reports without any manual interference:

Provided that such system may be established—

- (i) within a period of three years from the date of the commencement of these regulations in case of urban and priority area consumers; and

- (ii) within five years from the date of the commencement of these regulations in case of rural consumers;
- (g) the electricity distribution company shall create a centralized energy accounting and audit cell comprising of—
  - (i) a nodal officer, an energy manager and an information technology manager, having professional experience of not less than five years; and
  - (ii) a financial manager having professional experience of not less than five years;
- (h) any other requisite that Bureau may direct for energy audit and accounting purpose.

**6. Reporting requirements for annual energy audit and periodic energy accounting—** (1)

Every electricity distribution company shall designate a nodal officer, who shall be a full time employee of the electricity distribution company in the rank of the Chief Engineer or above, for the purpose of reporting of the annual energy audit and periodic energy accounting and communicate the same to the Bureau.

(2) Every electricity distribution company shall ensure that the energy accounting data is generated from a metering system or till such time the metering system is not in place, by an agreed method of assumption as may be prescribed by the State Commission.

(3) Metering of distribution transformers at High Voltage Distribution System upto 25KVA can be done on cluster meter installed by each electricity distribution company.

(4) The energy accounting and audit system and software shall be developed to create monthly, quarterly and yearly energy accounting reports.

(5) Every electricity distribution company shall provide the details of the information technology system in place as specified in clause (f) of regulation 5 that ensures minimal manual intervention in creating the energy accounting reports and any manual intervention of any nature, in respect of the period specified therein, shall be clearly indicated in the periodic energy accounting report.

**7. Manner of annual energy audit and periodic energy accounting. -** (1) Every annual energy audit and periodic energy accounting under these regulations shall be conducted in the following manner, namely: —

(a) verification of existing pattern of energy distribution across periphery of electricity distribution company; and

(b) verification of accounted energy flow submitted by electricity distribution company at all applicable voltage levels of the distribution network,—

(i) energy flow between transmission and 66kV/33kV/11kV incoming distribution feeders;

(ii) energy flow between 66kV/33kV outgoing and 11kV/6.6kV incoming feeders;

(iii) energy flow between 11 kV/6.6kV feeders and distribution transformers, or high voltage distribution system;

(iv) energy flow between distribution transformer, or high voltage distribution system to end consumer, including ring main system;

(v) energy flow between Feeder to end-consumer; and

(vi) energy flow between 66/33/11 kV directly to consumer.

(2) The accredited energy auditor, in consultation with the nodal officer of the electricity distribution company shall, —

- (a) develop a scope of work for the conduct of energy audit required under these regulations;
  - (b) agree on best practice procedures on accounting of energy distributed across the network; and
  - (c) collect data on energy received, and distributed, covered within the scope of energy audit.
- (3) The accredited energy auditor shall—
- (a) verify the accuracy of the data collected in consultation with the nodal officer of the electricity distribution companies as per standard practice to assess the validity of the data collected; and
  - (b) analyse and process the data with respect to—
    - (i) consistency of data monitoring compared to the collected data;
    - (ii) recommendations to facilitate energy accounting and improve energy efficiency; and
    - (iii) with respect to the purpose of energy accounting in reducing losses for the electricity distribution company.

**8. Prioritization and preparation of action plan.** - (1) The annual energy audit report submitted by accredited energy auditor in consultation with the nodal officer and periodic energy accounting report submitted by energy manager of the electricity distribution company shall include following activities, namely: —

- (I) data collection and verification of energy distribution—
- (a) monthly energy consumption data of consumers and system metering from electricity distribution company at following voltage levels —
    - (i) 33/66/132 kV levels, including 33/66/132kV feeder and Sub-station;
    - (ii) 11/22 kV levels, including 11/22 kV feeder and Distribution Sub-station;
    - (iii) 440 V level, including Distribution Transformer and low-tension consumer;
  - (b) input energy details for all metered input points;
  - (c) boundary meter details;
  - (d) source of energy supply (e.g. electricity from grid or self-generation), including generation from renewables.
  - (e) review of the current consumption practices in order to identify the energy loss in the system;
- (II) data verification, validation and correction—
- (a) a monitoring and verification protocol to quantify on annual basis the impact of each measure with respect to energy conservation and cost reduction for reporting to Bureau and the concerned State designated agency;
  - (b) verification and correction of input energy, taking into account the following—
    - (i) recorded system meter reading by metering agency;
    - (ii) all the input points of transmission system;
    - (iii) details provided by the transmission unit;
    - (iv) relevant records at each electricity test division for each month;
    - (v) recorded meter reading at all export points (where energy sent outside the

State is from the distribution system); and

(vi) system loading and corresponding infrastructure;

(c) energy supplied to Open Access Consumers which is directly purchased by Open Access Consumers from any supplier other than electricity distribution company; and

(d) verify and validate the system metering data provided by metering agency through random field visit (particularly for data irregularity).”

### **3.3 PURPOSE OF AUDIT AND ACCOUNTING REPORT**

Energy Accounting means accounting of all energy inflows at various voltage levels in the distribution periphery of the network, including renewable energy generation and open access consumers, and energy consumption by the end consumers. Energy accounting and a consequent annual energy audit would help to identify areas of high loss and pilferage, and thereafter focus efforts to take corrective action.

### **3.4 PERIOD OF ENERGY AUDITING AND ACCOUNTING**

The present Annual Energy Audit and accounting is for the period of FY 2021-2022 and is the Second Annual Energy Audit Report under BEE regulations 2021.

## 4. INTRODUCTION OF DISCOM

### 4.1 NAME AND ADDRESS OF DESIGNATED CONSUMER

TP Central Odisha Distribution Ltd. (TPCODL (the erstwhile CESU))  
 TPCODL Corporate office,  
 IDCO Tower, 2<sup>nd</sup> Floor, Bhubaneswar- 751022  
 Designated Consumer Regd. No- DIS0039OD

### 4.2 NAME AND DETAILS OF ENERGY MANAGER AND AUTHORISED SIGNATORY (NODAL OFFICER) OF DC:-

A centralized Energy Accounting and Audit Cell has been created in TPCODL comprising of a Nodal Officer, a Certified Energy Manager, an IT Manager, a Finance Manager in compliance to the said regulation. The details have been communicated to Bureau of Energy Efficiency (BEE) vide Lt. No- 12352 of 23<sup>rd</sup> Nov 2021 of Chief Commercial Services, TPCODL. The Name and contact details of Energy Manager and Authorised Signatory (Nodal Officer) are furnished below.

Details of Certified Energy Manager	Details of Authorized Signatory
Mr. Shankarshan Panigrahi,  Dy. Manager (Electrical) , Regd No- EA-27961 (Certified Energy Manager)  TPCODL Corporate office, IDCO Tower, 2 <sup>nd</sup> Floor, Bhubaneswar- 751022  Phone No: 9438585161 E-Mail:- Shankarshan.panigrahi@tpcentralodisha.com	Mr. Manoj Das,  Dy. General Manager (Electrical), Nodal Officer  TPCODL Corporate office, IDCO Tower, 2 <sup>nd</sup> Floor, Bhubaneswar- 751022  Phone No: 7008197471 E-Mail:- manoj.das@tpcentralodisha.com
Cell E-Mail ID:- energyaudit@tpcentralodisha.com Centralized Energy Accounting and Audit Cell	

### 4.3 SUMMARY PROFILE OF DC

#### 4.3.1 ASSETS

Sl. No.	Particulars	Value
1	Number of circles	5
2	Number of divisions	20
3	Number of sub-divisions	65
4	Number of feeders	1445
5	Number of DTs	76309
6	Number of consumers	2927487
7	Length of 33 KV Line (km.)	3916
8	Length of 11 KV Line (km.)	38621
9	Total HT Length in circuit KM	42537
10	Total LT length in Circuit KM	49491
11	HT to LT Length ratio	0.86

**4.3.2 ENERGY FLOW**

Sl. No.	Particulars	Unit	Value
1	Input Energy Purchase (From Generation Source)	Million kwh	8814.32
2	Net input energy (at DISCOM Periphery after adjusting the transmission losses and energy traded)	Million kwh	8814.33
3	Total Energy billed (is the Net energy billed, adjusted for energy traded))	Million kwh	6732.6
4	Transmission and Distribution (T&D) loss Details	Million kwh	2081.73
		%	23.62%
5	Collection Efficiency	%	98.06%
6	Aggregate Technical & Commercial Loss	%	25.10%

**4.3.3 CONSUMER BASE**

Sl. No.	Parameters	66kV and above	33kV	11/22kV	LT
1	Number of conventional metered consumers	33	58	7685	2895723
2	Number of consumers with 'smart' meters	0	0	0	0
3	Number of consumers with 'smart prepaid' meters	0	0	0	0
4	Number of consumers with 'AMR' meters	0	218	9589	13077
5	Number of consumers with 'non-smart prepaid' meters	0	0	0	0
6	Number of unmetered consumers	0	0	0	1104

Number of total consumers	33	276	17274	2909904
---------------------------	----	-----	-------	---------

**4.3.4 SALIENT FEATURES**

**4.3.4.1. Operation of Customer Care Centre:**

For enhancing the customer experience, TP Central Odisha Distribution Ltd. (TPCODL) has inaugurated 13 numbers of Customer Care Centre (CCC) as on 31st Mar’22. On the journey of providing best services to consumers, the Customer Care Centre will be managed by team of officials who are trained to handle a gamut of customer service offerings such as New Connection Applications, Bill Payments, Addressing to Customers’ Queries and Complaints. CCC is fully equipped with following advance services for providing better customer experience:

1. Queue Management System:  
To manage the customer footfall efficiently at the center.
2. Self Help Kiosk:  
To providing New Connection related information/ duplicate bill/Customer Connection Details from the E-kiosk itself.
3. Feedback Tab:  
To capture customer’s feedback on the services rendered at the center.
4. Television:  
Informing customers about Online Payment Options, Safety & other schemes.



**4.3.4.2. Mega Bill Pay & Win Scheme:**

In order to boost collection efficiency in Mar’22 and to promote digital platforms for

making customer aware for online electricity bill payments TPCODL had launched “**Mega Bill Pay and Win Scheme**” in the month of **March’22** for consumers making payment digitally and having zero dues as on March’22..

Eligible customers under this scheme may get a chance to win more than 230+ exciting prizes. Promotion of Pay & Win scheme is being done through various platforms: -

- Gaon Chalo Camp and RWA Meets
- Social Media Platforms (Facebook and Twitter)
- Website Banner & Mobile Apps
- Hold line message at Call Centre
- Print media, TV, Radio
- Banners at all TPCODL offices and other prominent locations.

Some of the glimpses of this event are as follows:



#### 4.3.4.3. Introduction of Consumer App - TPCODL Mitra:

In order to provide better services to its consumers and citizens in area of its operation. TPCODL had launched “**TPCODL Mitra**” Mobile App with additional features for its consumers. The App is faster, simple, and has user- friendly features. The platform brings in facility to Register & manage multiple services through comprehensive designed UI

(User Interface).

Major features of TPCODL Mitra are as follows: -

- App is available for both Android and i-OS users supporting 3 Languages (English, Oriya, Hindi).
- Instant Electricity Bill Payment.
- Apply for a new Electricity connection (Android only)
- Obtain Live Power Outage Information
- Click and register safety incidents/concerns observed anywhere in TPCODL area
- Register complaints like Bill correction, Meter Burnt, No Power etc.
- Report Power Theft without disclosing personal information
- Verify TPCODL Employee to prohibit fraud by an unauthorized person
- Obtain TPCODL office location (Android only)
- View Bill and Payment History.
- Download Duplicate copy of latest electricity bill
- New Integrated Chat Boat (Ask): e-Buddy: - TPCODL’S digital assistance
- Availability of Outage Information
- Consumption history with before and after due date amount

**4.3.4.4. Self-Meter Reading by the customers to generate bill:**



TPCODL has introduced Self Meter Reading for its esteemed customers to generate the bill by themselves. The Application will enable customers to capture the meter reading from the meter through Mobile Phone and generate the bill.

After submission of Meter Reading, bill will be generated and available on mobile application within 24 Hrs for payment. This can be done by following 3 steps through “TPCODL MITRA”

**4.3.4.5. Meeting with Resident Welfare Association application as mentioned in the picture.**

For providing best of services to cc

relationship with society. TPCODL's has introduced "Meeting with Resident Welfare Association (RWA)" as a quest to reach and interact with Societies.

During the meeting with Resident Welfare Association, CRE along with divisional team will create awareness about the various initiatives taken by TPCODL for enhancing customer experience and also capture the feedback about Supply, Billing and other parameters.

Major points covered during RWA Meets: -

- Initiatives taken by TPCODL for enhancing the customer experience.
- Informing about the Digital platforms like TPCODL MITRA App etc., TPCODL Call Centre number – 1912 and other beneficial schemes like Pay & Win, Solar etc.
- Capturing Common electricity issues of area, Billing, Payment etc.
- Awareness about Safety Measures.

Till 20th Sep'21 total 6 meetings organized with Resident Welfare Association in urban divisions. Some of the glimpses of these meetings with RWA are as follows:



**4.3.4.6. A drive to connect with Rural Customers- "Gaon Chalo":**

TPCODL has introduced "Gaon Chalo" Campaign in Aug'21 to reach and interact with Rural customers. In this campaign, Customer Interaction Camps are being organized across TPCODL divisions wherein customers can visit to register their queries and issues related to electricity supply.

Awareness about this campaign is ensured through Division/SDO/Section/SHG/

interaction with Gram Panchayat or Sarpanch. Wide promotion has been done through Twitter, Facebook and Standees.

Below are the services being offered during Gaon Chalo Camps: -

- On Spot resolution of Complaints and Grievances.
- New Service Connection – Document Collection and Query Resolution.
- Informing about Complaint/Query registration through Call Centre 1912/1800-345-7122.
- Informing about Digital Payment Avenues/Nearby Payment Avenues.
- Accepting Bill Payment.
- Informing about Safety Aspects.

In Aug’21, Total 40 Gaon Chalo camps have been organized across 13 Divisions i.e. BCDD-2, BED, Paradeep, Puri, Athagarh, Balugaon, Angul, Nayagarh, Salipur, CDD II, CED, Kendrapada and Dhenkanal.

Complaint Registered (Number)	Payment Collected (Rs. In Lakh)	TPCODL MITRA App (Downloaded)	No. of Safety Issues Captured
1225	9.38	47	12

Some of the glimpses of the Gaon Chalo Camps are as follows:



Gaon chalo Camp at Manpur under Tigria Section- Athagarh Division.



Gaon chalo camp at Balakati section



Gaon Chalo Camp at Manpur Tigria Section



Gaon chalo camp at Ballipatna section under Nimapara division

**4.3.4.7. Squad Operation on Continuous basis:-**

To ensure reliable quality power supply in TPCODL area on sustained basis and to remarkable reduction in AT&C loss, all consumers need to be brought into the billing fold and all the consumers should pay their dues towards energy charges on regular basis. However, it is seen that large number of consumers having huge arrears are not paying their dues resulting in higher AT&C loss. Hence, it is critical to disconnect all such defaulting consumers and allow them to avail the power supply after payment of their arrear dues. This will not only help in improving the collection efficiency but also

help in improving cash flow of the organization. Accordingly, Disconnection squad operation should be one of our major days –to-day activities till the aforesaid objective is achieved.

This can be achieved through a coordinated team work, regular monitoring on day-to-day basis and timely action on the non-paying consumers. To start with minimum of 1 DC squad has to operate per sub-division for the entire year. The Divisional Manager may also deploy more number of disconnection squad under intimation to Circle Head and Sr GM (Comm), post validation of the performance of the DC Squads. It is the responsibility of the Divisional Manager to ensure that DC squads operate throughout the month without any disruption.

The list of adequate number of defaulting consumers should be submitted by concerned CSM/SDO(Comm.) to SDO(Eng.) in every alternate day. (village-wise / route-wise). Each squad in urban area will collect minimum Rs. 1.0 lakhs per day from arrear or minimum 10 disconnections per day with minimum attempt of 25 cases per day. Each squad in rural area will collect minimum Rs. 0.6 lakhs per day from arrear, or 10 disconnections per day with minimum attempt of 20 cases per day. Some of the glimpses of the disconnection squad Operation are as follows:



Disconnection Activities at RWSS point in TED Division



Disconnection Squad-unit 4 section 1s with full Josh at drive



DC activities under jagatpur phase 2 section monitored by DM CDD2 & Manager-Finance



Disconnection Activities in Paradeep section for Arrear exceeding Rs 50,000

Some of the glimpses of the bike squad Operation are as follows:



**TL-MBC at collection drive at Barang section, BCDD-II**



**CRE with Bike squad at Balikuda 2**



**Collection activities undertaken by bike squad and full collectors-JED**



**Team Charbatia-CED trying till last hour to achieve the Mission target**

Similarly, some of the glimpses of the Collection Drives are as follows:



**Early Morning Collection by our dedicated W-SHG in Nayagarh**



**Afternoon Disconnection - drive at Swargdwar harljan sahi, Puri**



**Evening Collection in Govindpur Section**



**Night collection at SED, Salipur.**



**Late night collection at Padampur, Ersama with WSHG**



**DGM-EA with collection team Periphery-BCDD-II**



**DM ATHAGARH, CSM and Section Manager Badamba discussing with BDO Badamba for RWSS payment release**



**WSHG-Collection activities monitored at Khalisahi GP under Kantilo Section.**



**Collection activities undertaken by JM Dasapala along with staffs and SHG at odasara of Dasapala section of Nayagarh Division.**



**CH-CTC discussing with SP, Rural for police support during March drive**

**4.3.5 ONGOING PROJECTS**

**4.3.5.1. CAPITAL EXPENDITURE INVESTMENT BY TPCL:**

TPCODL in line with the Vesting Order has to seek the approval of the Capital Expenditure Plan in line with the regulations. The extracts from the Vesting Order are as follows:

“42. Capital investment plan...

(b) In its Bid submitted in response to the RFP, TPCL committed capital expenditure of Rs. 1,541 crores (Indian Rupee One thousand five hundred and forty-one crore only) for period FY 2021 to FY 2025 as follows:

*Table 1: TPCL Capital Expenditure Commitment*

<i>FY 2020-21</i>	<i>FY 2021-22</i>	<i>FY 2022-23</i>	<i>FY 2023-24</i>	<i>FY 2024-25</i>	<i>Total</i>
201	393	310	338	299	1541

*(Values in Rs. crore)*

(c) To allow flexibility in the capital expenditure planning, the Commission stipulates that, in the capital expenditure plan to be submitted by TPCODL as per the license conditions, the capital expenditure commitment for each year of the period FY 2021 to FY 2025 must be such that capital expenditure proposed up to a year shall be at least equal to the cumulative capital expenditure committed up to that year in the Bid submitted by TPCL. For avoidance of doubt, the minimum cumulative capital expenditure to be proposed by TPCODL for the period FY 2021 to FY 2025 must be as provided in the table below:

*Table 2: TPCL Cumulative Capital Expenditure for 5 years*

*(Values in Rs. crore)*

<i>Up to 31-Mar-2021</i>	<i>Up to 31-Mar-2022</i>	<i>Up to 31-Mar-2023</i>	<i>Up to 31-Mar-2024</i>	<i>Up to 31-Mar-2025</i>
201	594	904	1,242	1,541

(e) TPCODL would be required to seek the Commission’s approval on the detailed capital expenditure plan in line with the regulations. TPCODL shall satisfy the Commission that the capital expenditure plan submitted in line with regulations adheres to the capital expenditure plan submitted as part of the Bid.”

Further, in line with the Odisha Electricity Regulatory Commission (Terms and Conditions for Determination of Wheeling Tariff and Retail Supply Tariff) Regulations 2014 the licensee is required to take approval from the Commission for undertaking Capex in the licensee served area. The relevant extract of the OERCTariff Regulations, 2014 is provided as follows:

*“Capital Investment*

7.33 *Capital investment shall cover spending on capital equipment that augments fixed assets and capitalization of corresponding interest expenses determined as per the applicable accounting policies and guidelines. Capital investments may address a variety of needs such as meeting load growth, refurbishment and replacement of equipment, reduction of losses, improvement of voltage profile, improvement of quality of supply and system reliability, metering, communication, computerization etc.*

7.34 *The licensee shall propose in its filing a detailed capital investment plan. The plan must separately show ongoing projects that will spill into the year under review and new projects that will commence but may be completed within or beyond the tariff period. For the new projects, the filing must provide the justification as stipulated under relevant investment guidelines of the Commission.*

7.35 *In addition to the approved capital investment plan, the licensee can seek provision for additional capital expenditure anytime during the tariff year to meet natural calamities involving substantial investments. The Commission shall examine and if satisfied shall approve the corresponding costs for inclusion in revenue requirement in the next period.*

7.38 *The Commission shall review the licensees capital investment plan for approval and for this purpose may require the licensee to provide relevant technical and commercial details including corresponding transmission system feasibility. The costs corresponding to the approved capital investment plan of a licensee for a given year will normally be considered for its revenue requirement*

7.41 *Licensee could retain financial benefit arising out of savings in financing costs due to faster implementation at lower cost because of better project management or procurement practices. Financial loss on account of time and cost overrun is to be an account of the licensees only.”*

*On the above context and in view of the necessity of the proposed capital investment plan, the Commission had approved an amount of Rs. 233.81 Crore against various schemes for FY 2021-22 as follows:*

**Approved CAPEX Plan for FY 2021-22**

<b>Sl. No.</b>	<b>Particulars</b>	<b>Proposed Capex (Rs Cr)</b>	<b>Board Approval (Rs Cr)</b>	<b>Approved Capex (Rs Cr)</b>
<b>A</b>	<b>Statutory, Safety and Security</b>			
1	Equipment enhancing safe work environment	5.50	4.76	4.76
2	Installation / Construction of Plinth fencing or Boundary wall of DSS or GSS	2.50	4.33	4.33

3	Area upliftment/development	4.50		
4	Development of Meter Testing Labs	2.82	2.44	2.44
5	DSS refurbishment	12.01	6.06	6.06
	<b>Sub-Total</b>	<b>27.33</b>	<b>17.59</b>	<b>17.59</b>
<b>B</b>	<b>Loss Reduction</b>			
1	Old electromechanical/ defective meter replacement	113.04	19.05	3.77
2	Smart Metering	54.97	47.60	-
3	Infrastructure for spot billing and spot collection	3.55	3.07	3.07
4	Testing equipment	0.92	0.80	0.80
5	LT O/H bare to LT AB Cable conversion	19.01	12.12	12.12
	<b>Sub-Total</b>	<b>191.49</b>	<b>82.63</b>	<b>19.76</b>
<b>C</b>	<b>Network Reliability</b>			
1	SCADA implementation	31.00	21.64	21.64
2	GSAS implementation	35.11	21.71	21.71
3	33 kV and 11 kV Sick equipment replacement	15.48	13.40	13.40
4	33 kV System improvement schemes	49.74	34.35	34.35
5	11 kV System improvement schemes	21.93	18.99	18.99
6	Distribution Transformer augmentation	7.50	4.33	4.33
	<b>Sub-Total</b>	<b>160.75</b>	<b>114.42</b>	<b>114.42</b>
<b>D</b>	<b>Load Growth</b>			
1	Meter Installation for all new connection	23.47	-	-
2	Network Extension to release New Connection	20.00	17.32	17.32
3	Addition / Augmentation of Power Transformers	15.25	13.20	13.20
	<b>Sub-Total</b>	<b>58.72</b>	<b>30.52</b>	<b>30.52</b>
<b>E</b>	<b>Technology and Civil Infrastructure</b>			
1	Infrastructure for Customer Care, Call Centre, Payment Centre and Section Offices	5.00	4.33	4.33
2	IT & Technology for process efficiency	38.41	21.64	21.64
3	GIS Implementation	26.78	17.32	-
4	Augmentation of Communication Network	10.46	4.73	4.73
5	Transformer Repairing Workshop	7.00	1.73	1.73
6	Central Stores development	5.00	4.33	4.33
7	Civil Infrastructure Upgradation	14.80	12.81	12.81
8	Ready to Use assets for Offices	2.25	1.95	1.95
	<b>Sub-Total</b>	<b>109.69</b>	<b>68.84</b>	<b>51.52</b>

<b>F</b>	<b>Others</b>			
1	Unplanned Capex	20.00	-	-
2	Employee Costs	34.10	-	-
3	Interest During Construction (IDC)	5.40	-	-
	<b>Sub-Total</b>	<b>59.50</b>	<b>-</b>	<b>-</b>
	<b>Total</b>	<b>607.46</b>	<b>314.00</b>	<b>233.81</b>

The Capital Expenditure Capitalized for the loss reduction program as on 31<sup>st</sup> Mar 2022 is Rs. 20.02 Crore out of the OERC's allowed fund of 39.63 Crore & 67.36 Crore for the FY 2020-21 & FY 2021-22 respectively.

#### 4.3.5.2. SYSTEM STRENGTHENING FOR ELEPHANT CORRIDOR (Phase-IV)

In order to strengthen the Electrical Infrastructure along the Elephant Corridor and thereby to provide safety to the elephants and other wild animals, Government of Odisha has taken up a special scheme called System Strengthening for Elephant Corridor.

Keeping the view of its importance, Govt. of Odisha has extended this scheme under Phase-IV in FY 2019-20 and sanctioned Cost of Rs. 131.01 Crore. Total Expenditure made under this Govt. Scheme for this FY 2021-22 is Rs.6.54 Crore resulting the total Expenditure of Rs. 54.64 Crore as on 31<sup>st</sup> Mar 2022.

#### 4.3.5.3. SHIFTING OF ELECTRICAL INFRASTRUCTURE LOCATED IN GOVERNMENT SCHOOLS & ANGANWADI CENTRES

Shifting of electrical infrastructure located in Government Schools and Anganwadi Centers in the State was felt necessary on safety point of view.

Keeping the view of its importance, Govt. of Odisha has made the financial assistance of Rs. 32.83 Crore in FY 2013-14. Total Expenditure made under this Govt. Scheme for this FY 2021-22 is Rs.2.81 Crore resulting the total Expenditure of Rs. 18.83 Crore as on 31<sup>st</sup> Mar 2022.

## 5. DISCUSSION AND ANALYSIS

### 5.1 ENERGY ACCOUNTS FOR PREVIOUS YEARS

The DISCOM is audited for the second time under BEE Regulations 2021 and this is the 2<sup>nd</sup> Annual Energy Audit Report of TPCODL.

PARTICULARS	FY 20-21	FY 21-22
Total Input (in MU)	8370.43	8814.32
Billing To Consumers (in MU.)	6202.32	6732.60
Billing To Consumers (Rs. in Crs.)	3403.51	3939.07
Collection Received (Rs. in Crs.)	3236.53	3862.80
T & D Loss (in MU)	2168.11	2081.73
T & D Loss (%)	25.90%	23.62%
Billing Efficiency (%)	74.10%	76.38%
Collection Efficiency (%)	95.09%	98.06%
AT& C Loss (%)	29.54%	25.10%

The technical losses and aggregate technical & commercial (AT&C) losses for FY 2020-2021 are estimated and presented in the following table.

Losses	T&D Losses		AT & C loss (%)
	T&D loss (MU)	T&D loss (%)	
	2168.11	25.90%	29.54%

### 5.2 ENERGY ACCOUNTS AND PERFORMANCE

The net energy input to the DISCOM for FY 2021-2022 is estimated and presented in the following table.

Form-Input energy (Details of Input energy & Infrastructure)		
Sr. No	Parameters	Value
A.1	Input Energy purchased (MU)	8814.321
A.2	Transmission loss (%)	0%
A.3	Transmission loss (MU)	0
A.4	Energy sold outside the periphery(MU)	3.11
A.5	Open access sale (MU)	162.90
A.6	EHT sale	1148.79
A.7	Net input energy (received at DISCOM periphery or at distribution point)-(MU)	8814.32

The total sales (metered and assessed) for various consumer categories are presented in the following table.

Type of Consumers	Energy parameters					Losses		Commercial Parameter			AT & C loss (%)
	Input energy (MU)	Billed energy (MU)			% of energy consumption	T&D loss (MU)	T&D loss (%)	Billed Amount in Rs. Crore	Collected Amount in Rs. Crore	Collection Efficiency	
		Metered energy	Unmetered/assessment energy	Total energy							
Residential	8814.325	2705.049	0	2705.049	40.18%	2081.729	23.62%	1076.156	1210.7491	113%	25%
Agricultural		58.50854	2.1452	60.65378	0.90%			19.75006	14.1338	72%	
Commercial/Industrial-LT		891.0176	0	891.0176	13.23%			623.8231	583.1763	93%	
Commercial/Industrial-HT		2316.751	0	2316.751	34.41%			1669.142	1500.8917	90%	
Others		759.1246	0	759.1246	11.28%			550.1967	553.8474	101%	
	8814.325	6730.451	2.1452	6732.596	1	2081.729	0.236176	3939.068	3862.7983	98%	25%

The technical losses and AT & C losses for FY 2021-2022 are estimated and presented in the following table.

Losses	T&D Losses		AT & C loss (%)
	T&D loss (MU)	T&D loss (%)	
	2081.73	23.62%	

**5.3 DIVISION-WISE PERFORMANCE**

Division-wise/Circle wise Total Performance of TPCODL for the FY 2020-21 Vs 2021-22																		
SL NO	Division	2020-21								2021-22								Rise /Fall in AT&C Loss %
		Input in MU	Billed in MU	Billed in Rs Cr.	Coll in Rs Cr.	Bill Effi %	Coll Effi %	T&D Loss % for the Fy-2020-21	AT&C Loss % for the Fy-2020-21	Input in MU	Billed in MU	Billed in Rs Cr.	Coll in Rs Cr.	Bill Effi %	Coll Effi %	T&D Loss % for the Fy-2021-22	AT&C Loss % for the Fy-2021-22	
1	BCDD-1	310.71	290.97	175.46	175.50	93.65%	100.03%	6.35%	6.33%	335.03	322.52	199.94	198.53	96.27%	99.29%	3.73%	4.41%	-1.92%
2	BCDD-2	804.98	759.62	435.09	428.28	94.37%	98.44%	5.63%	7.11%	900.85	856.36	504.42	511.84	95.06%	101.47%	4.94%	3.54%	-3.57%
3	BED	533.00	491.24	273.09	272.33	92.17%	99.72%	7.83%	8.09%	585.92	570.41	323.11	320.85	97.35%	99.30%	2.65%	3.33%	-4.76%
4	NEDN	427.85	206.62	96.04	82.03	48.29%	85.42%	51.71%	58.75%	428.97	208.90	106.23	98.67	48.70%	92.88%	51.30%	54.77%	-3.98%
	<b>BBSR Circle-1</b>	<b>2076.53</b>	<b>1748.45</b>	<b>979.67</b>	<b>958.15</b>	<b>84.20%</b>	<b>97.80%</b>	<b>15.80%</b>	<b>17.65%</b>	<b>2250.76</b>	<b>1958.18</b>	<b>1133.70</b>	<b>1129.89</b>	<b>87.00%</b>	<b>99.66%</b>	<b>13.00%</b>	<b>13.29%</b>	<b>-4.36%</b>
5	PED	429.37	286.94	137.19	114.60	66.83%	83.54%	33.17%	44.18%	460.61	302.78	165.46	150.42	65.73%	90.91%	34.27%	40.24%	-3.93%
6	NED	244.19	180.33	82.91	72.76	73.85%	87.76%	26.15%	35.19%	258.69	191.47	97.89	87.34	74.01%	89.22%	25.99%	33.97%	-1.23%
7	KED	665.59	514.38	284.22	261.52	77.28%	92.01%	22.72%	28.89%	708.75	549.08	335.19	329.92	77.47%	98.43%	22.53%	23.75%	-5.14%
8	BEDB	228.41	164.82	80.94	75.11	72.16%	92.80%	27.84%	33.04%	238.92	175.16	94.48	91.69	73.31%	97.05%	26.69%	28.85%	-4.19%
	<b>BBSR Circle-2</b>	<b>1567.56</b>	<b>1146.46</b>	<b>585.26</b>	<b>523.99</b>	<b>73.14%</b>	<b>89.53%</b>	<b>26.86%</b>	<b>34.52%</b>	<b>1666.98</b>	<b>1218.49</b>	<b>693.03</b>	<b>659.37</b>	<b>73.10%</b>	<b>95.14%</b>	<b>26.90%</b>	<b>30.45%</b>	<b>-4.06%</b>
9	CED	547.03	314.90	177.85	154.92	57.56%	87.11%	42.44%	49.86%	593.64	343.84	204.52	198.60	57.92%	97.10%	42.08%	43.76%	-6.10%
10	CDD-I	360.79	308.73	172.46	177.33	85.57%	102.83%	14.43%	12.01%	369.47	338.32	200.11	205.46	91.57%	102.67%	8.43%	5.98%	-6.03%
11	CDD-II	408.92	325.44	187.47	189.77	79.59%	101.23%	20.41%	19.44%	421.78	364.00	217.82	215.80	86.30%	99.07%	13.70%	14.50%	-4.94%
12	AED	322.84	173.50	94.04	80.29	53.74%	85.37%	46.26%	54.12%	328.46	188.47	109.39	103.95	57.38%	95.02%	42.62%	45.48%	-8.64%
13	SED	224.33	118.58	55.64	43.84	52.86%	78.80%	47.14%	58.35%	218.74	116.11	57.82	55.41	53.08%	95.84%	46.92%	49.13%	-9.22%
	<b>Cuttack Circle</b>	<b>1863.92</b>	<b>1241.15</b>	<b>687.46</b>	<b>646.15</b>	<b>66.59%</b>	<b>93.99%</b>	<b>33.41%</b>	<b>37.41%</b>	<b>1932.10</b>	<b>1350.74</b>	<b>789.66</b>	<b>779.21</b>	<b>69.91%</b>	<b>98.68%</b>	<b>30.09%</b>	<b>31.01%</b>	<b>-6.40%</b>
14	KED-I	329.81	209.59	99.62	89.36	63.55%	89.70%	36.45%	43.00%	345.63	233.10	121.94	119.99	67.44%	98.40%	32.56%	33.64%	-9.36%
15	KED-II	124.03	68.20	29.46	29.10	54.99%	98.80%	45.01%	45.67%	120.27	74.73	36.65	34.97	62.13%	95.43%	37.87%	40.71%	-4.96%
16	PDP	456.72	394.32	225.34	211.12	86.34%	93.69%	13.66%	19.11%	460.86	377.39	240.91	218.73	81.89%	90.79%	18.11%	25.65%	6.54%
17	JED	197.59	130.04	57.88	54.54	65.81%	94.22%	34.19%	37.99%	197.82	132.42	64.43	64.45	66.94%	100.02%	33.06%	33.05%	-4.94%
	<b>Paradeep circle</b>	<b>1108.14</b>	<b>802.15</b>	<b>412.30</b>	<b>384.12</b>	<b>72.39%</b>	<b>93.17%</b>	<b>27.61%</b>	<b>32.56%</b>	<b>1124.58</b>	<b>817.64</b>	<b>463.93</b>	<b>438.14</b>	<b>72.71%</b>	<b>94.44%</b>	<b>27.29%</b>	<b>31.34%</b>	<b>-1.22%</b>
18	DED	567.78	387.24	204.66	198.60	68.20%	97.04%	31.80%	33.82%	580.87	383.69	225.15	225.45	66.05%	100.13%	33.95%	33.86%	0.04%
19	ANED	358.85	236.65	142.97	140.79	65.95%	98.48%	34.05%	35.05%	354.86	253.87	151.47	169.44	71.54%	111.87%	28.46%	19.97%	-15.08%
20	TED	827.66	640.22	391.19	384.72	77.35%	98.35%	22.65%	23.92%	904.17	749.99	482.12	461.29	82.95%	95.68%	17.05%	20.64%	-3.29%
	<b>Dhenkanal Circle</b>	<b>1754.29</b>	<b>1264.11</b>	<b>738.81</b>	<b>724.12</b>	<b>72.06%</b>	<b>98.01%</b>	<b>27.94%</b>	<b>29.38%</b>	<b>1839.90</b>	<b>1387.54</b>	<b>858.74</b>	<b>856.19</b>	<b>75.41%</b>	<b>99.70%</b>	<b>24.59%</b>	<b>24.81%</b>	<b>-4.57%</b>
	<b>Total</b>	<b>8370.43</b>	<b>6202.32</b>	<b>3403.51</b>	<b>3236.53</b>	<b>74.10%</b>	<b>95.09%</b>	<b>25.90%</b>	<b>29.54%</b>	<b>8814.32</b>	<b>6732.60</b>	<b>3939.07</b>	<b>3862.80</b>	<b>76.38%</b>	<b>98.06%</b>	<b>23.62%</b>	<b>25.10%</b>	<b>-4.44%</b>

### 5.4 ENERGY CONSERVATION MEASURES ALREADY TAKEN (FOR LOSS REDUCTION)

**In FY 2020-21**

Sl. No.	Description of energy efficiency improvement measure	Investment (Rupees in Crore)	Verified savings <sup>4</sup> (Rupees in Crore)	Verified energy savings
1	CAPEX-Meter replacement against Burnt/Faulty & Mechanical/No Meter	2.81	60.08 Crore	197.46 MU
2	CAPEX-Optimizing the length of 11KV Feeders (to reduce technical loss)	1.56		
3	Govt. Scheme-PGCIL/NTPC- System Strengthening under RGGVY-II(12th Plan)	12.31		
4	Govt. Scheme-OPTCL- System Strengthening under DDUGJY(New)	28.50		
5	Govt. Scheme-OPTCL- System Strengthening under IPDS	3.03		
6	Govt. Scheme-TPCODL- System Strengthening under RAPDRP(Part-A)	17.88		
7	Govt. Scheme-TPCODL- System Strengthening under Soubhagya	35.02		
8	Govt. Scheme-OPTCL- System Strengthening under SCRIPS	23.67		
9	Govt. Scheme-OPTCL- System Strengthening under ODAFF	1.14		
10	Govt. Scheme-OPTCL- System Strengthening under ODSSP	17.54		
11	Govt. Scheme-TPCODL- System Strengthening under School & Anganawadi	3.23		
12	Govt. Scheme-TPCODL- System Strengthening under Elephant Corridor (ph IV /Part-II)	13.74		
	Total=	160.43		

**In FY 2021-22**

Sl. No.	Description of energy efficiency improvement measure	Investment (Rupees in Crore)	Verified savings <sup>4</sup> (Rupees in Crore)	Verified energy savings
1	CAPEX-Meter replacement against Burnt/Faulty & Mechanical/No Meter	0.50	123.78 Crore	398.12 MU
2	CAPEX-Old Electromechanical Meter and Defective Meters replacement	1.05		
3	CAPEX-Optimizing the length of 11KV Feeders (to reduce technical loss)	5.37		
4	CAPEX-LT O/H Bare to LT AB Cable conversion	8.73		
5	Govt. Scheme- System Strengthening under School & Anganwadi	2.81		
6	Govt. Scheme- System Strengthening under Elephant Corridor (Ph-IV Part-II)	6.54		
	Total=	25.00		

### 5.5 AND ENERGY CONSERVATION MEASURES PROPOSED FOR FUTURE

**In FY 2022-25**

Sr. No.	Energy efficiency improvement measures (EEIM)	Tentative Investment Rupees (Lakh)	Date of completion of measure/ likely completion
1	a.) Conversion of LT Bare Conductor with LT AB Cable and Defective Cable Repalcement b.) 33KV, 11 KV Feeder Meter Installation and DT Meter Installation c.) Smart Meter Installation d.) AMI Implementation e.) Others as per the decision	5160	Apr-23
2	a.) Conversion of LT Bare Conductor with LT AB Cable and Defective Cable Repalcement b.) 33KV, 11 KV Feeder Meter Installation and DT Meter Installation c.) Smart Meter Installation d.) AMI Implementation e.) Others as per the decision	7500	Apr-24
3	a.) Conversion of LT Bare Conductor with LT AB Cable and Defective Cable Repalcement b.) 33KV, 11 KV Feeder Meter Installation and DT Meter Installation c.) Smart Meter Installation d.) AMI Implementation e.) Others as per the decision	7500	Apr-25

**5.6 CRITICAL ANALYSIS BY ENERGY AUDITOR**

**5.6.1 COMPLIANCE TO BEE REGULATIONS**

The compliance status of DISCOM to various provisions of BEE Regulations 2021 is analysed and presented below.

Clause No	Clause Details	Sub Clause Number	Subclause Details	Present Status
3	Intervals of time for conduct of annual energy audit	a	Conducted an annual energy audit for every financial year and submitted the annual energy audit report to the Bureau and respective State Designated Agency and also made available on the website of the electricity distribution company within a period of four months from the expiry of the relevant financial year	Annual energy audit for FY 2021-2022 being conducted. Report will be submitted to BEE and SDA. Report will also be uploaded in the TPCODL website over <a href="http://www.tpcentralodisha.com">www.tpcentralodisha.com</a>
4	Intervals of time for conduct of periodic energy accounting.	a	All feeder wise, circle wise and division wise periodic energy accounting is conducted by the energy manager of the electricity distribution company for each quarter of the financial year.	
		b	Submitted the periodic energy accounting report to the Bureau and respective State Designated Agency and also made available on the website of electricity distribution company within forty-five days from the date of the periodic energy accounting.	Periodic energy accounting for Q2 to Q4 have been prepared by the Certified Energy Manager of the DC and submitted to SDA, Odisha & BEE.

		c	Electricity distribution company conducted its first periodic energy accounting, for the last quarter of the financial year immediately preceding the date of such commencement (i.e. 6th October 2021).	DC has submitted its first periodic energy accounting for Q2 FY21-22 and submitted to BEE & SDA, Odisha.
		d	Electricity distribution company conducted its subsequent periodic energy accounting for each quarter of the financial year for a period of two financial years from the date of such commencement, and submit the periodic energy accounting report within sixty days from the date of periodic energy accounting.	The DC is submitting the periodic energy auditing reports as per the Energy Audit regulations in due course.
5	Pre-requisites for annual energy audit and periodic energy accounting	a	Identification and mapping of all of the electrical network assets	GIS Survey is in progress and entire 33 and 11kV electrical network assets are mapped in GIS.
		b	Identification and mapping of high tension and low-tension consumers	GIS survey is in progress. Mapping of HT & LT consumers is completed for Circle-01 BBSR and Cuttack Circle. Remaining consumes are planned to be mapped by 31.03.2022.
		c	Development and implementation of information technology enabled energy accounting and audit system, including associated software	The timeline for implementation of IT enabled system to create Energy Accounting reports without any manual interference is 3 years & 5 years from the date of commencement of the regulation in case of urban/ priority consumers & rural consumers respectively. We have initiated for development of SARTHI 2.0 module which is the Energy Accounting and Audit software for Distribution Companies.

		d	Electricity distribution company ensures the installation of functional meters for all consumers, transformers and feeders. Meter installation is done in a phased manner within a period of three financial years from the date of the commencement of these regulations in accordance with the trajectory set out in the First Schedule.	Meter Installation is to be done as per the First Schedule of the regulation. 100% metering of feeders is in progress. Smart metering of 12000 DTs is planned to be metered in Phase-1. Moreover, TPCODL is not funded under RDSS.
			d.1. 100% Communicable Feeder Metering integrated with AMI, by 31st December 2022 along with replacement of existing non-communicable feeder meters.	The feeder meter readings are entered over the ‘Vishleshan Web Application’ by the field persons and being monitored at all the levels including at Corporate Office till all the feeder metering are integrated with AMI. We are in the process of smart metering of all the feeders.

		<p>d.2. All <b>Distribution Transformers</b> (other than HVDS DT up to 25kVA and other DTs below 25 kVA) shall be metered with communicable meters. Communicable DT Metering for the following areas/ consumers to be completed by December 2023 and in balance areas by December 2025:</p> <p>d.2.1. All Electricity Divisions of 500 AMRUT cities, with AT&amp;C Losses &gt; 15%</p> <p>d.2.2. All Union Territories (for areas with technical difficulty, non-communicable meters may be installed)</p> <p>d.2.3. All Industrial and Commercial consumers</p> <p>d.2.4. All Government offices at Block level and above</p> <p>d.2.5. Other high loss areas i.e. rural areas with losses more than 25% and urban areas with losses more than 15%</p>	<p>DC is not funded under Revamped Distribution Sector Scheme (RDSS) by Ministry of Power. However, the DC has initiated for installation of 12000 nos of DT with smart communicable meters. The meter installation in balance areas will be executed on approval of CAPEX from Hon'ble Commission in this regard.</p>
--	--	---	--

		<p><b>d.3. Prepaid Smart Consumer Metering</b> to be completed for all directly connected meters and AMR in case of other meters, by December 2023 in the following areas:</p> <p>d.3.1. All Electricity Divisions of 500 AMRUT cities, with AT&amp;C Losses &gt; 15%;</p> <p>d.3.2. All Union Territories (for areas with technical difficulty, prepaid meters to be installed);</p> <p>d.3.3. All Industrial and Commercial consumers;</p> <p>d.3.4. All Government offices at Block level and above;</p> <p>d.3.5. Other high loss areas i.e. rural areas with losses more than 25% and urban areas with losses more than 15%.</p>	<p>DC is not funded under Revamped Distribution Sector Scheme (RDSS) by Ministry of Power. However, the DC has initiated for installation of 12000 nos of DT with smart communicable meters. The meter installation in balance areas will be executed on approval of CAPEX from Hon’ble Commission in this regard.</p>
		<p>d.4. Consumer Metering: 98% by FY 2022-23 99% by FY 2023-24</p>	<p>All the consumers have been metered in TPCODL except the 1104 nos of agriculture consumers. We have started installation of smart prepaid meter in the consumers.</p>
		<p>d.5. Targets for functional meters—Meter FY 22-23 FY 23-24 FY24-25 Feeder metering 98.5% 99.5% 99.5% DT metering 90% 95% 98% Consumer metering 93% 96% 98</p>	<p>We have started installation of smart prepaid meter in the consumers, Feeder Metering and DT metering as per the approved CAPEX plan approved by OERC. Moreover, DC is not funded under Revamped Distribution Sector Scheme (RDSS) by Ministry of Power</p>

	e	<p>e.1. All distribution transformers (other than high voltage distribution system up to 25kVA and other distribution system below 25 kVA) is metered with communicable meters.</p> <p>e.2. And existing non communicable distribution transformer meters is replaced with communicable meters and integrated with advanced metering infrastructure.</p>	<p>DC is not funded under Revamped Distribution Sector Scheme (RDSS) by Ministry of Power. However, the DC has initiated for installation of 12000 nos of DT with smart communicable meters. The meter installation in balance areas will be executed on approval of CAPEX from Hon'ble Commission in this regard.</p>
	f	<p>Electricity distribution company has established an information technology enabled system to create energy accounting reports without any manual interference and such systems may be within a period of three years from the date of the commencement of these regulations in case of urban and priority area consumers; and within five years from the date of the commencement of these regulations in case of rural consumers</p>	<p>DC has initiated for development of SARTHI 2.0 module, which is the Energy Accounting and Audit software for Distribution Companies including associated software. This will be capable of doing monthly, quarterly and yearly energy accounting reports.</p>

		g	Electricity distribution company has a centralized energy accounting and audit cell comprising of— (i) a nodal officer, an energy manager and an information technology manager, having professional experience of not less than five years; and (ii) a financial manager having professional experience of not less than five years	The DC has created a Centralized Energy Accounting and Audit Cell with the following officer 1. One Nodal Officer 2. One Certified Energy Manager 3. One IT Manager 4. One Financial Manager And Communicated to BEE vide its Letter No-12352 Date-23.11.2022 for information and record.
6	Reporting requirements for annual energy audit and periodic energy accounting	a	Electricity distribution company has a nodal officer, who is a full time employee of the electricity distribution company in the rank of the Chief Engineer or above, for the purpose of reporting of the annual energy audit and periodic energy accounting and communicate the same to the Bureau.	The DC is complying with this requirement
		b	Electricity distribution company ensures that the energy accounting data is generated from a metering system or till such time the metering system is not in place, by an agreed method of assumption as may be prescribed by the State Commission	The DC is complying with this requirement

	c	Metering of distribution transformers at High Voltage Distribution System up to 25KVA is done on cluster meter installed by the electricity distribution company	DC is not funded under Revamped Distribution Sector Scheme (RDSS) by Ministry of Power. However, the DC has initiated for installation of 12000 nos of DT with smart communicable meters. The meter installation in balance areas will be executed on approval of CAPEX from Hon'ble Commission in this regard.
	d	The energy accounting and audit system and software is developed to create monthly, quarterly and yearly energy accounting reports.	DC has initiated for development of SARTHI 2.0 module, which is the Energy Accounting and Audit software for Distribution Companies including associated software. This will be capable of doing monthly, quarterly and yearly energy accounting reports.
	e	Electricity distribution company has provided the details of the information technology system in place as specified in clause (f) of regulation 5 that ensures minimal manual intervention in creating the energy accounting reports and any manual intervention of any nature, in respect of the period specified therein, shall be clearly indicated in the periodic energy accounting report	DC has initiated for development of SARTHI 2.0 module, which is the Energy Accounting and Audit software for Distribution Companies including associated software. This will be capable of doing monthly, quarterly and yearly energy accounting reports.

### 5.6.2 CATEGORY WISE SUBSIDY

As per Second Schedule of clause b of the said regulation, details of consumer category wise subsidy billed/ received/ due for period etc. has to be provided by DISCOM. Therefore, it is requested to provide the details of subsidy as per the format by BEE.

**Management Analysis:** There is no provision for subsidy for any category of consumer in the state of Odisha as per the Regulations and Tariff Orders of the Hon'ble Odisha Electricity Regulatory Commission. Thus, subsidy payable per unit in each consumer category by the state Govt. is not applicable for TPCODL. Moreover, TPCODL is not funded under the Revamped Distribution Sector Scheme (RDSS) rolled out by Ministry of Power. Hence, this Annexure format is left blank.

### 5.6.3 FEEDER METERING AND ENERGY AUDIT-

The DISCOM has 84% metering in all the 33 kV feeders and 77% metering in all the 11 kV feeders are in healthy condition. Since, all the feeders are not completely metered we could not find the difference of input at DISCOM periphery to the receiving end at 33 kV feeders and 11 kV feeders. We recommend that DISCOM should device a mechanism/methodology to find this difference so that the Input energy and sales/consumption data is more accurately reported for estimation of T&D Loss.

**Management Analysis:** The process of checking the functioning and calibration of the balance feeder meters along with its installation is an on-going process. In TPCODL, 100% Feeder metering with communicable features work has been initiated for all the 33kV feeders and 11kV feeders. Since, TPCODL is not funded under Revamped Distribution Sector Scheme (RDSS) by Ministry of Power, the meter installation in feeders and DT will be executed on approval of CAPEX from Hon'ble Commission.

### 5.6.4 ANALYSIS ON T&D LOSSES AND AT&C LOSSES

- **% Losses – Aggregate-** The overall Technical Loss (T&D Loss) is 23.62% and overall AT&C Loss is 25.10% for FY 2021-2022 .This reflects an overall collection efficiency of 98.06%.
- **% Losses – Voltage Wise-** DISCOM has electricity distribution of voltage levels from 33 kV to 415V and is carrying out loss assessment only at metered feeders and DTs. DISCOM needs to carry out energy accounting at all the voltage levels.

**Management Analysis:** Energy accounting at all voltage levels are being done based the meter reading availability and consumer indexing done. Metering of the feeders and DTR’s are in progress.

**5.6.5 ANALYSIS ON PURE TECHNICAL LOSSES**

**3.4.1.1 33 kV Technical Loss** - TPCODL has conducted extensive load flow studies of the 33 KV feeders and have found the average technical loss in 33KV sub-transmission network from 2.44 % to 4.60% across all the 5 circles.

Circle	Total No. of Feeders	Total Ckt. KM	Total No. of PTR	Total Installed capacity MVA	Peak Load of 33KV NW (in MW)	Line Loss (in MW)	Cable Loss (in MW)	Trf (No Load Loss) in MW	Trf (Load Loss) in MW	Total Loss (in MW)	Tech Loss in %
BBSR-1	55	667	146	1150.3	397.28	4.58	0.10	0.72	0.528	5.85	2.44
BBSR-2	49	977	163	888.55	234.06	5.83	0.23	0.72	0.315	7.27	4.60
CTC	41	764	140	871.15	317.16	5.48	0.09	0.63	0.505	6.98	3.69
PDP	27	558	114	561.05	155.56	2.12	0.00	0.55	0.197	3.00	3.43
DKL	37	892	125	627.75	204.67	4.56	0.00	0.52	0.476	5.55	3.91
TPCODL	209	3857	688	4098.8	1308.74	22.58	0.42	3.15	2.022	28.64	3.51

- **11 kV Technical Loss** - TPCODL has also conducted load flow studies of the 11 KV feeders and have found the average technical loss in 11 KV distribution network from 4.20 % to 6.11% across all the 5 circles.

Name of Circle	Total No. of 11kV Feeder	Total Ckt. KM	Total No of DT's	Total Installed Capacity MVA	Ind. Peak Load in MW	O/H Line Losses in MW	U/G Cable Losses in MW	TRF load loss in MW	TRF No-Load Losses in MW	Distributed loss @2.5%	Total Loss in MW	% Loss
BBSR-1	270	3809	15223	1846	456.02	4.95	0.09	0.96	3.21	0.17	9.38	4.20%
BBSR-2	250	8494	11100	1115	241.61	4.42	0.07	0.78	2.36	0.16	7.79	5.24%
CTC	228	3873	18429	956	310.75	5.10	0.07	1.70	1.63	0.19	8.69	4.59%
PDP	179	5854	16254	693	176.94	3.73	0.00	0.69	1.50	0.12	6.06	6.11%
DKL	213	7805	12863	869	216.12	3.98	0.00	0.74	1.81	0.13	6.67	5.49%
TPCODL	1140	29835	73869	5479	1401.44	22.18	0.23	4.88	10.52	0.78	38.59	4.94%

The DISCOM should focus on the circles having high technical losses.

**Management Analysis:** Loss reduction techniques will be initiated on the high loss feeders on approval of CAPEX from the Hon’ble commission.

**5.6.6 ANALYSIS ON DIVISION WISE LOSSES**

**3.4.1.2 Division wise % Losses summary** - The range of T&D losses, collection efficiency and AT&C losses among the divisions is presented below:

PARTICULARS					
DIFFERENT PARAMETERS	T&D Loss	Average T & D Loss (%)	T & D Loss % Range	Division with Lowest T & D Loss %	Division with highest T & D Loss %
		23.62%	2.65% to 51.30%	BED, BBSR (2.65%)	NED, Nimapara (51.30%)
	Collection Efficiency	Average Collection Efficiency (%)	Collection Efficiency (%) Range	Division with Lowest Collection Efficiency %	Division with highest Collection Efficiency (%)
		98.06%	89.22% to 111.87%	NED, Nayagarh (89.22%)	AED, Angul (111.87%)
	AT&C Loss	Average AT&C Loss (%)	AT&C Loss % Range	Division with Lowest AT&C Loss %	Division with highest AT&C Loss %
		25.10%	3.33% to 54.77%	BED, BBSR (3.33%)	NED, Nimapara (54.77%)

**3.4.1.3 Division wise % Losses – T&D losses:** The following divisions of the DISCOM are having T&D losses more than the average value of **23.62%** and requires more attention.

Sl.No.	Division Name	T&D Loss in MU	T&D Loss %
1	NED, Nayagarh	67.223	25.99%
2	BED, Balugaon	63.759	26.69%
3	AED, Angul	100.991	28.46%
4	KED-I, Kendrapara	112.532	32.56%
5	JED, Jagatsinghpur	65.407	33.06%
6	DED, Dhenkanal	197.185	33.95%
7	PED, Puri	157.833	34.27%
8	KED-II, Marsaghai	45.542	37.87%
9	CED, Cuttack	249.800	42.08%
10	AED, Athagarh	140.000	42.62%
11	SED, Salipur	102.629	46.92%
12	NED, Nimapara	220.074	51.30%

**3.4.1.4 Division wise collection efficiency:** The following divisions of the DISCOM are having collection efficiency less than the average value 98.06% and requires special attention.

Sl. No.	Division Name	Collection Efficiency (%)
1	NED, Nayagarh	89.22%

2	PED, Paradeep	90.79%
3	PED, Puri	90.91%
4	NED, Nimapara	92.88%
5	AED, Athagarh	95.02%
6	KED-II, Marsaghai	95.43%
7	TED, Chainpal	95.68%
8	SED, Salipur	95.84%
9	BED, Balugaon	97.05%
10	CED, Cuttack	97.10%

**3.4.1.5 Division wise % Losses – AT&C losses :** The following divisions of the DISCOM are having T&D losses more than the average value of **25.10%** and requires more attention.

Sl.No.	Division Name	AT&C Loss %
1	PED, Paradeep	25.65%
2	BED, Balugaon	28.85%
3	JED, Jagatsinghpur	33.05%
4	KED-I, Kendrapara	33.64%
5	DED, Dhenkanal	33.86%
6	NED, Nayagarh	33.97%
7	PED, Puri	40.24%
8	KED-II, Marsaghai	40.71%
9	CED, Cuttack	43.76%
10	AED, Athagarh	45.48%
11	SED, Salipur	49.13%
12	NED, Nimapara	54.77%

**Management Analysis:** The divisional engineers along with the field officers of the above divisions have been requested to reduce the AT&C loss% thereby optimising the division input, improving the billing efficiency & collection efficiency and will be prioritized for special attention.

TPCODL management has initiated to disconnect all the defaulting consumers and allow them to avail the power supply after payment of their arrear dues. This will not only help in improving the collection efficiency but also help in improving cash flow of the organization. Accordingly, Disconnection squad operation has been started in all the divisions for achievement of the targets. Moreover, Mega Collection Drives will be conducted in the upcoming months for improvement in collection efficiency. Operation clean for disconnection drive to find the pilferage of electricity will be done in a large scale for improvement in

billing efficiency.

#### **5.7 INCLUSION AND EXCLUSIONS**

It is to be noted that no inclusions and exclusions are made in this report for the FY2021-22.

#### **5.8 MEASURING EQUIPMENT AND INSTRUMENT CALIBRATION**

TPCODL periodically calibrate their import/export energy meters. They have provided calibration certificates for some random feeders, which were verified by the Auditors. Some of the Calibration Certificates provided by TPCODL is attached below.

263

**TATAPOWER CENTRAL ODISHA DISTRIBUTION LIMITED**

M.R.T. SUB DIVISION, Bhubaneswar M.R.T. No. \_\_\_\_\_

FIELD METER TESTING REPORT - Commissioning / Routine / Challenge / Special L.S.T. \_\_\_\_\_

Date: 01.12.21 CONSUMER NAME: 3380 RASMEYIT Address: \_\_\_\_\_

CL. No. Ecology C.D. \_\_\_\_\_ Tariff \_\_\_\_\_ Div./Sub. Div./ Sec. PAED / Tongi / Ramapur

for 7 lines \_\_\_\_\_ Type of load \_\_\_\_\_ Trf. Rating \_\_\_\_\_ Own TD \_\_\_\_\_ Yes/No

SC/VED/OLD SEALS

---

METER DETAILS: Make JEMC S.No. X 0480606 Type HTTU Vol. 110/220 Amp. 11A

/ C.T. Details: Make \_\_\_\_\_ S.No. \_\_\_\_\_ RTR 3380 / 110V CTR 900/1A

(Multiplying Factor) = \_\_\_\_\_

THE READING:

KWH	KVARH	KVAR	VI	V2	V3
1.3	1.3	1.3	1.3	1.3	1.3
MRI No.					
V2	V3	L1	L2	L3	0
KW	KVA	Comp. Taken - Yes / No, Phase _____			Yes / No

LEAKS & CURRENT BY TORQUE TESTER (at or near terminals) / Out going Side of Meter  $V_{m1}$   $V_{m2}$   $V_{m3}$   $V_{m4}$

OBSERVATIONS - \_\_\_\_\_

---

TRANSFORMER LT SIDE VOLTAGE & CURRENT:  $V_{m1}$   $V_{m2}$   $V_{m3}$   $I_{m1}$   $I_{m2}$   $I_{m3}$   $I_{m4}$

RATIO TEST (R-pH) \_\_\_\_\_ (Y-pH) \_\_\_\_\_ (B-pH) \_\_\_\_\_ (00) \_\_\_\_\_

NO DIAL TEST:

M.R. No.	V1	V2	V3	L1	L2	L3	PF	KW

**ACCLICHECK** - ADVANCE  **MRI (Meter)** - ADVANCE

KVARH	KVAH	KW/VAH	KVARH/VARH	KVAH/VARH	Deviation

ERROR (Kwh) = \_\_\_\_\_

<b>SEALS:</b>	Plastic seals	Paper seals	Plastic seals	Paper seal
meter Body (Main Seal)-			10. IC Chamber -	
meter Body (MRT seal)-			11. C.T. Chamber -	
ETC (Inner)			12. O/G Chamber -	
ETC (Outer)			13. Others (If any)	
L.D.			Metering Unit Seal:	
MP-			Body	
YS -			Ira. Chamber -	
meter box (Inner)-			Secondary Chamber	
meter box (Outer)-			H.T. Bushing	
			Trf. LT end box / FRP Enclosure-	

THE STATUS - OK/DEFECTIVE / TAMPERED / BYPASSED

REMARKS - \_\_\_\_\_

---

MRT Engg. Full Name & Designation	SDO (DIST./COM) Full Name & Designation	JE (DIST) Full Name & Designation	CONSUMER / CONS. REPRESENTATIVE Name - _____
--------------------------------------	--	--------------------------------------	---

### 6. NOTES OF THE EA/EM ALONG WITH QUERIES AND REPLIES TO DATA GAPS

Query by EA, response by EM and Notes by EA is given below.

Sr. No	Query by EA	Response by EM of DISCOM	Notes by EA
1	Why the quarterly Energy Accounting Report and Annual Energy Audit Reports are not uploaded on the DISCOM website	Going forward, the quarterly energy accounting reports and Annual Energy Audit report as per BEE regulations will be uploaded onto the website of the DISCOM very shortly.	Going forward, TPCODL has to ensure that the report should be uploaded in their website within a month time.
2	Why energy accounting and losses at voltage levels are different than the category wise	In TPCODL, since all the 33kV feeders, 11 kV feeders and DTs are not 100% metered, the losses at some of the feeders were carried out. The difference in category wise and voltage wise will be minimized on attaining 100% metering of all the assets.	Going forward, this needs to be addressed in a time bound manner.
3	Why the AT&C Loss% of the feeders are unavailable in the audited data ?	AT&C Loss% of the feeders are unavailable for the FY 2021-22 since, we were conducting the feeder wise energy audit as per the protocols issued from time to time by OERC till the FY 2021-22. But, we are preparing to submit the feeder wise Energy Audit with AT&C loss % in automated manner from FY 2022-23.	TPCODL should prepare the feeder wise AT&C Loss% in the FY 2022-23.

## **7. ANNEXURES**

### **7.1 INTRODUCTION OF VERIFICATION FIRM.**





M/S Energy Consultancy Services is registered as an Accredited Energy Auditing Firm with Bureau of Energy Efficiency (BEE) bearing Registration No. AEA –0002

M/S Energy Consultancy Services was founded by highly qualified and experienced technocrats, who have a deep understanding of energy efficiency, renewable energy, environment conservation and climate change. The team has experience of conducting more than 500 projects in these areas for various sectors of the economy. Complete range of services being undertaken M/S Energy Consultancy Services by includes the following.

- Energy Efficiency
- Perform, Achieve and Trade (PAT) Scheme
- Renewable Energy
- Environmental Management
- Development of International Standards Organization (ISO) Management System
- Safety Audits
- Water Audit and Water Balance
- Project Management
- Demand Side Management (DSM)
- Sustainability Reporting.

### **7.2 MINUTES OF MEETING WITH THE DISCOM TEAM**

The energy audit team from M/S Energy Consultancy Services, Odisha visited TPCODL, between 16<sup>th</sup> to 27<sup>th</sup> August 2022 to carry out the Annual Energy Audit. The team checked supporting documents, primary and secondary data that were used to fill up the data in the pro-forma provided by Bureau of Energy Efficiency. The Annual Energy Audit was completed on 31<sup>st</sup> April 2022 and the Audit Proceedings were signed by both parties (DISCOM and EmAEA).

TOPIC		ANNUAL ENERGY AUDIT OF TPCODL FOR FY 2021-22			
Meeting Details					
Date	31.08.2022	Time	11.00AM	Venue	TPCODL, 2nd Floor, IDCO TOWER, Janpath, Bhubaneswar-751022 (Odisha)
TPCODL Team		1. Mr Manoj Das ,DGM 2. Mr Prakash Moharana, Dy. Manager(Electrical) 3. Mr. Shankarshan Panigrahi, Dy. Manager (Electrical)			
Consultant Team		1. AK Mohini. AEA 2. Mr Upendra Patra			
Meeting involved detailed discussion on the infrastructure details of TPCODL and Scope of work, including activities to be undertaken for the completion of Annual Energy Audit of TPCODL for FY 2021-22. Following points were discussed/reviewed/performed.					
<ol style="list-style-type: none"> <li>1. Data provided by TPCODL, in the annual Energy accounting Form.</li> <li>2. The Consultant verified the purchase Energy, Billed energy, transmission loss, billed amount, collected amount &amp; AT &amp; C Loss.</li> <li>3. The Consultant verified the Category wise nos of consumers and billed energy</li> <li>4. The Consultant verified the infrastructure details such as number of grid substation, numbers of power sub-station and DT Subscription, numbers of voltage-wise feeder</li> <li>5. Sample field measurements at incoming feeders(33 KV) for sending and receiving side for assessment of meters, energy losses.</li> <li>6. Field measurements for substation transformation loss</li> <li>7. Sample Physical verification of Energy meter</li> <li>8. All data which is being maintained by TPCODL, has been collected as per annual Energy Accounting Form and sample measurements have been completed.</li> </ol>					
Signed On Behalf of TPCODL			Signed On Behalf of M/S Energy Consultancy Services, Bhubaneswar		
Name	Signature & Date		Name	Signature & Date	
1. Shri Manoj Das	 MANOJ DAS D.G.M. (Electrical) TPCODL		1.Mr.AK Mohini		
2. Shri Prakash Moharana					
3. Shri Shankarshan Panigrahi					

**7.1 FIELD INSPECTION WITH THE DISCOM TEAM**

The detailed energy audit site inspection and data verification exercise initiated from 16<sup>th</sup> August 2022 and was completed on to 27<sup>th</sup> August 2022. Detailed description of day wise activity is mentioned in below table.

Table 1 (Day wise activity)

Date & Time	Activity	Description of Work Done
16-August-2022		
10:30	Arrival on site	
10:30 till 12:30	Opening Meeting: Scope of work, timetable, and verification methodology	Meeting with concerned site engineers and officers, discussion on audit methodology and site support required
01:30 till 17:30	Site Inspection Planning	Team composition, their roles and areas to be covered on site were planned. Internal coordination, approvals, permits, etc. from DISCOM was discussed and put into action
17:30	End of Day 1	
20-August-2022		
10:00 till 18:00	Substation visit and metering cross verification	Visit to 33/11 Kv substation of CDD-2, Badambadi Feeder and Palamandap Feeder , to measure power for stipulated time after synchronizing clocks of both ends to determine transmission loss and meter error.
22-August -2022		
10:00 till 13:00	Data Verification at TPCODL Head office	Data Verification at TPCODL Head office
14:00 till 18:00	Site inspection and observation	Visit to various level feeders, their recording and monitoring practice, determination of site-specific documents such as joint meter reading, calibration record, meter replacement record, etc.

Date & Time	Activity	Description of Work Done
22-August-2022		
10:00 till 18:00	Substation visit and metering cross verification	Visit to 33/11 KV substation of Athagarh Feeder , to measure power for stipulated time after synchronizing clocks of both ends to determine transmission loss and meter error.
14:00 till 18:00	Site inspection and observation	Visit to various level feeders, their recording and monitoring practice, determination of site-specific documents such as joint meter reading, calibration record, meter replacement record, etc.
23-August -2022		
10:00 till 13:00	Data Verification at TPCODL Head office	Data Verification at TPCODL Head office

14:00 till 18:00	Site inspection and observation	Visit to various level feeders, their recording and monitoring practice, determination of site-specific documents such joint meter reading, calibration record, meter replacement record, etc.
26-August -2022		
10:00 till 13:00	Data Verification at TPCODL Headoffice	Data Verification at TPCODL Head office
14:00 till 18:00	Site inspection and observation	Visit to various level feeders, their recording and monitoring practice, determination of site-specific documents such joint meter reading, calibration record, meter replacement record, etc.


During field visit the thermography test was conducted at substation. It is found that there is no hot spot at haripur 33/11 kV substation as it is a new substation. The thermography pictures are furnished below.



**TR-1 Badambadi**




**TR-2 Badambadi**




TR-1 Palamandap -1



TR-1 Palamandap -2



TR-1 OLD JAIL



TR-2 OLD JAIL

Transformer LOADING & EFFICIENCY Analysis							
location		CDD-II, TR-1 BADAMB ADI	CDD-II, TR-2 BADAMB ADI	CDD-II, TR-1 PALAMAN DAP	CDD-II, TR-2 PALAMAN DAP	CDD-I, TR-1 OLD JAIL	CDD-I, TR-2 OLD JAIL
<b>Description</b>	<b>Units</b>	<b>12500</b>	<b>12500</b>	<b>5000</b>	<b>5000</b>	<b>5000</b>	<b>5000</b>
Rating	KVA	12500	12500	5000	5000	5000	5000
No load loss	W	<b>5500</b>	<b>5500</b>	<b>3420</b>	<b>3420</b>	<b>3420</b>	<b>3420</b>
Load loss	W	<b>45000</b>	<b>45000</b>	<b>20640</b>	<b>20640</b>	<b>20640</b>	<b>20640</b>
Operating data							
Max. operating load	KW	<b>3680.67</b>	<b>4163.3</b>	<b>1608.47</b>	<b>1851.85</b>	<b>2517.29</b>	<b>1955.6</b>
Avg. operating load	KW						
Power factor @ maximum loading	P.F	<b>0.988</b>	<b>0.963</b>	<b>0.983</b>	<b>0.806</b>	<b>0.944</b>	<b>0.958</b>
Max. operating load	KVA	<b>3726.63</b>	<b>4323.26</b>	<b>1635.73</b>	<b>2298.53</b>	<b>2666.62</b>	<b>2041.34</b>
Avg. operating load	KVA						
<b>Maximum loading percentage</b>	%	<b>30%</b>	<b>35%</b>	<b>33%</b>	<b>46%</b>	<b>53%</b>	<b>41%</b>
<b>Transformer losses at max.</b>	<b>KW</b>	<b>9.5</b>	<b>10.88</b>	<b>5.63</b>	<b>7.78</b>	<b>9.29</b>	<b>6.86</b>
	<b>KW</b>	<b>99.74%</b>	<b>99.74%</b>	<b>99.65%</b>	<b>99.58%</b>	<b>99.63%</b>	<b>99.65%</b>

**CURRENT HARMONIC ANALYSIS**

Short Circuit current( ISC ) = KVA Rating *1000/(1.7328* VL* % Impedenace)		TR-1 125000 KVA (BADAMB ADI-1) (DOLAMU NDAI-2 FEEDER)	TR-1 125000 KVA (BADAMB ADI-1) (BADAMB ADI OGP LINK FEEDER)	TR-2 125000 KVA (BADAMB ADI-1) (BADAMB ADI-2 FEEDER)	TR-2 125000 KVA (BADAMB ADI-1) (BADAMB ADI KALANI NAGAR LINK FEEDER)	5000 KVA TR-1 (PALAMAN DAP) (HARIPUR FEEDER)	5000 KVA TR-2 (PALAMAN DAP) (MAHTAB FEEDER)	5000 KVA TR-1 (OLA JAIL) (CITY FEEDER)	5000 KVA TR-2 (OLA JAIL) (HATIPOK HARI FEEDER)
Load Current ( IL ) = Maximum Demand Load Current ( i.e. taken from Transformer's 15 min Trend) Where									
IL	Amps	122.67	80	157.33	88	91	129	146.67	116
KVA rating	kVa	12500	12500	12500	12500	5000	5000	5000	5000
% Z =	%	10.00%	10.00%	10.00%	10.00%	7.45%	7.45%	7.45%	7.45%
Line Voltage	Volt	11000	11000	11000	11000	11000	11000	11000	11000
Isc	Amps	6560.99	6560.99	6560.99	6560.99	3522.68	3522.68	3522.68	3522.68
IL	Amps	122.67	80	157.33	88	91	129	146.67	116
Isc/IL		53.49	82.01	41.7	74.56	38.71	27.31	24.02	30.37
RATED (KVA)		12500	12500	12500	12500	5000	5000	5000	5000
CURRENT (LV) FROM Power Analyser		122.67	80	157.33	88	91	129	146.67	116
IMPEDEANCE (%)		10.00%	10.00%	10.00%	10.00%	7.45%	7.45%	7.45%	7.45%
STANDA RANGERDS RANGE (Isc/IL)		50<100	50<100	20<50	50<100	20<50	20<50	20<50	20<50
Isc/IL		53.49	82.01	41.7	74.56	38.71	27.31	24.02	30.37
% Atdd (Full Load) TDD		12	12	8	12	8	8	8	8
% Athd, (3 ≤ h ≤ 11), 3<=h<=11		10	10	7	10	7	7	7	7
ACTUAL % , Atdd, (Full Load)		14.4	9.2	5.3	4.5	10.7	3.6	59.7	6.3
% Athd, (3 ≤ h ≤ 11)		11.68	8.4	5.25	4.38	6.58	2.9	59.66	4.2
% 1ST		100	100	100	100	100	100	100	100
% 3RD		7.2	5	3.6	3.1	4	1.4	59.5	2.4
% 5TH		8.6	6.2	3.4	2.3	4.2	1.7	2.2	2.9
% 7TH		2.8	1.5	1.6	2	2.5	1.8	1.6	1.7
% 9TH		1.3	1.6	0.3	0.3	1.4	0.3	3.3	0.3
% 11TH		1	1.5	0.6	0.4	1.2	0.5	0.5	0.7

## 7.2 CHECK LIST PREPARED BY AUDITING FIRM

The check list prepared for Annual Energy Audit is presented in the following table:

Parameter	Primary Documents from where the information can be sourced and to be kept ready for verification by Accredited Energy Auditor (Annual for FY 2021-22)	Data Provided by TPCODL
Details of purchased energy	Power purchase bills, SLDC documents, energy accounts, Audit statement, petition	BSP & Transmission Bills issued from NPCL
T&D loss %	Calculation of T&D loss viz difference in total energy purchased and total energy drawl at distribution periphery.	Internal data Base & Calculation Sheet
Transmission loss in (MU) Energy sold outside the periphery, Open access sale, EHT Sale	Energy accounting statements	Statement and as per formula mentioned in the BEE format
Net input energy (received at DISCOM periphery, after adjustment) in MU	GIS Database	As per Internal data base and PP invoice
Energy input details meter wise, with other mentioned details	SLDC document, meter log	As per Internal data base and PP invoice
Summary of Circle wise Loss Number of metered consumers and connected load, category wise of each circle Number of un-metered consumers and connected load, category wise of each circle	Statements, Database	SAP ERP Data Base
Circle wise input Energy for billed meter energy and billed un- metered energy	Meter logs through which input energy of circle was computed. Un-metered energy with reference of calculation should be maintained	SAP ERP Data Base

Apart from this the audit team also reviewed the status of the DISCOM vis-à-vis the Clauses and Schedules of the Bureau of Energy Efficiency (Manner and Intervals for Conduct of Energy Audit in electricity distribution companies) Regulations, 2021.

<b>Clauses of BEE Regulations</b>			
Clause No	Clause Details	Sub Clause Number	Subclause Details
3	Intervals of time for conduct of annual energy audit	a	Conducted an annual energy audit for every financial year and submitted the annual energy audit report to the Bureau and respective State Designated Agency and also made available on the website of the electricity distribution company within a period of four months from the expiry of the relevant financial year
4	Intervals of time for conduct of periodic energy accounting.	a	All feeder wise, circle wise and division wise periodic energy accounting is conducted by the energy manager of the electricity distribution company for each quarter of the financial year.
		b	Submitted the periodic energy accounting report to the Bureau and respective State Designated Agency and also made available on the website of electricity distribution company within forty- five days from the date of the periodic energy accounting.
		c	Electricity distribution company conducted its first periodic energy accounting, for the last quarter of the financial year immediately preceding the date of such commencement (i.e. 6thOctober 2021).

<b>Clauses of BEE Regulations</b>			
Clause No	Clause Details	Sub Clause Number	Subclause Details
		d	Electricity distribution company conducted its subsequent periodic energy accounting for each quarter of the financial year for a period of two financial years from the date of such commencement, and submit the periodic energy accounting report within sixty days from the date of periodic energy accounting.
5	Pre-requisites for annual energy audit and periodic energy accounting	a	Identification and mapping of all of the electrical network assets
		b	Identification and mapping of high tension and low-tension consumers
		c	Development and implementation of information technology enabled energy accounting and audit system, including associated software
		d	Electricity distribution company ensures the installation of functional meters for all consumers, transformers and feeders. Meter installation is done in a phased manner within a period of three financial years from the date of the commencement of these regulations in accordance with the trajectory set out in the First Schedule

Clauses of BEE Regulations			
Clause No	Clause Details	Sub Clause Number	Subclause Details
			<p>d.1. 100% Communicable Feeder Metering integrated with AMI, by 31st December 2022 along with replacement of existing non-communicable feeder meters.</p> <p>d.2. All <b>Distribution Transformers</b> (other than HVDS DT up to 25kVA and other DTs below 25 kVA) shall be metered with communicable meters. Communicable DT Metering for the following areas/ consumers to be completed by December 2023 and in balance areas by December 2025:</p> <p>d.2.1. All Electricity Divisions of 500 AMRUT cities, with AT&amp;C Losses &gt; 15%</p> <p>d.2.2. All Union Territories (for areas with technical difficulty, non-communicable meters may be installed)</p> <p>d.2.3. All Industrial and Commercial consumers</p> <p>d.2.4. All Government offices at Block level and above</p> <p>d.2.5. Other high loss areas i.e. rural areas with losses more than 25% and urban areas with losses more than 15%</p>
			<p>d.3. <b>Prepaid Smart Consumer Metering</b> to be completed for all directly connected meters and AMR in case of other meters, by December 2023 in the following areas:</p> <p>d.3.1. All Electricity Divisions of 500 AMRUT cities, with AT&amp;C Losses &gt; 15%;</p> <p>d.3.2. All Union Territories (for areas with technical difficulty, prepaid meters to be installed);</p> <p>d.3.3. All Industrial and Commercial consumers;</p> <p>d.3.4. All Government offices at Block level and above;</p>

<b>Clauses of BEE Regulations</b>			
Clause No	Clause Details	Sub Clause Number	Subclause Details
			d.3.5. Other high loss areas i.e. rural areas with losses more than 25% and urban areas with losses more than 15%.
			d.4. Consumer Metering: 98% by FY 2022-23 99% by FY 2023-24
			d.5. Targets for functional meters— Meter FY 22-23 FY 23-24 FY24-25 Feeder metering 98.5% 99.5% 99.5% DT metering 90% 95% 98% Consumer metering 93% 96% 98%
		e	e.1. All distribution transformers (other than high voltage distribution system up to 25kVA and other distribution system below 25 kVA) is metered with communicable meters. e.2. And existing non communicable distribution transformer meters is replaced with communicable meters and integrated with advanced metering infrastructure.
		f	Electricity distribution company has established an information technology enabled system to create energy accounting reports without any manual interference and such systems may be within a period of three years from the date of the commencement of these regulations in case of urban and priority area consumers; and within five years from the date of the commencement of these regulations in case of rural consumers

<b>Clauses of BEE Regulations</b>			
Clause No	Clause Details	Sub Clause Number	Subclause Details
		g	Electricity distribution company has a centralized energy accounting and audit cell comprising of— (i) a nodal officer, an energy manager and an information technology manager, having professional experience of not less than five years; and (ii) a financial manager having professional experience of not less than five years
6	Reporting requirements for annual energy audit and periodic energy accounting	a	Electricity distribution company has a nodal officer, who is a full time employee of the electricity distribution company in the rank of the Chief Engineer or above, for the purpose of reporting of the annual energy audit and periodic energy accounting and communicate the same to the Bureau.
		b	Electricity distribution company ensures that the energy accounting data is generated from a metering system or till such time the metering system is not in place, by an agreed method of assumption as may be prescribed by the State Commission
		c	Metering of distribution transformers at High Voltage Distribution System up to 25KVA is done on cluster meter installed by the electricity distribution company
		d	The energy accounting and audit system and software is developed to create monthly, quarterly and yearly energy accounting reports.

<b>Clauses of BEE Regulations</b>			
Clause No	Clause Details	Sub Clause Number	Subclause Details
		e	Electricity distribution company has provided the details of the information technology system in place as specified in clause (f) of regulation 5 that ensures minimal manual intervention in creating the energy accounting reports and any manual intervention of any nature, in respect of the period specified therein, shall be clearly indicated in the periodic energy accounting report

### **7.3 BRIEF APPROACH, SCOPE & METHODOLOGY FOR AUDIT**

The methodology adopted for conducting the Annual Energy Audit is as follows

- Verification of existing pattern of energy distribution across periphery of electricity distribution company
- Verification of accounted energy flow submitted by electricity distribution company at all applicable voltage levels of the distribution network
- Collection of data on energy received, and distributed, covered within the scope of energy audit
- Analyse the consistency of data monitoring compared to the collected data
- Recommendations to facilitate energy accounting and improve energy efficiency
- Analyse the data with respect to the purpose of energy accounting in reducing losses for the electricity distribution company
- Field studies and measurements on sample feeder.

#### **7.4 INFRASTRUCTURE DETAILS**

TPCODL has a vast infrastructure facility in its operating area with the following infrastructure details:

Sl. No.	Particulars	Value
1	Number of circles	5
2	Number of divisions	20
3	Number of sub-divisions	65
4	Number of feeders	1445
5	Number of DTs	76309
6	Number of consumers	2927487
7	Length of 33 KV Line (km.)	3916
8	Length of 11 KV Line (km.)	38621
9	Total HT Length in circuit KM	42537
10	Total LT length in Circuit KM	49491
11	HT to LT Length ratio	0.86

### **7.5 ELECTRICAL DISTRIBUTION SYSTEM IN ODISHA**

State of Odisha had taken a lead in the country in undertaking power sector reform with the enactment of the Odisha Electricity Reform Act, 1995. As a pioneer in the distribution sector reform from first unbundling to first privatization, Odisha had led the way in the reform nearly a decade before the enactment of Electricity Act, 2003. From unbundling of OSEB into OHPC and GRIDCO (T&D) to corporatization of distribution segment and privatization of four DISCOMs in the year 1999 was the first phase of privatization. After enactment of the Electricity Act 2003, Odisha again is the front runner in distribution sector reforms with the first sale of a utility under section 20 of the Act.

The Odisha Electricity Regulatory Commission (the Commission) vide its order dated 31.3.1999 passed in case No. 2/99, under the provisions of the Odisha Electricity Reform Act, 1995, had issued License to Central Electricity Supply Company of Odisha Ltd. (CESCO) Registered Office, 2<sup>nd</sup> Floor, IDCO Tower, Janpath, Bhubaneswar – 751022, Dist: Khurda, Odisha to carry out the business of Distribution & Retail Supply of Electricity in the area as mentioned in the said license. In order to safeguard public interest in a situation of emergency, the Commission brings the non-performance of CESCO to the attention of the State Government, having regard to the provision of S30(2) of the Orissa Electricity Reforms Act, 1995. Accordingly, the State Government was requested to forward a list of suitable names by 27.08.2001 and out of them Sri Suresh Chandra Mohapatra, IAS was selected by the Commission to take over management and control of CESCO’s undertaking.

In exercise of powers u/s 19 of the Electricity Act, 2003 (the “**Act**”) the Commission revoked the license of Central Electricity Supply Company of Orissa Ltd. (the “**CESCO**”) with effect from 01.04.2005. An Administrator was appointed u/s 20(1)(d) of the Act vide Commission’s Order dated 02.04.2005 which was subsequently revised vide Commission’s Order dated 18.04.2005. After the revocation, the Commission invited applications for sale of the utility of CESCO u/s 20 (1)(a) of the Act in 2005. Despite Commission’s best effort, no applications were received. As a result, the Commission decided to formulate a Scheme called the Central Electricity Supply Utility of Orissa (Operation and Management) Scheme, 2006 (the “**Scheme**”) u/s 22 (1) of the Act for operation and management of the Utility wherein ‘Utility’ means the utility of CESCO, operated by the Chief Executive Officer & Administrator appointed vide Commission’s order dated 18.04.2005. The utility of CESCO was renamed as the

Central Electricity Supply Utility of Orissa (the “CESU”) under this Scheme. The Scheme came into force from 08.09.2006. Since then, the term of the Scheme has been periodically extended with the latest extension being upto 22.09.2020.

The Commission initiated a suo-motu proceeding in Case No. 11/2020 to issue suitable directions with respect to sale of utility of CESU under Section 20 of the Act and for vesting of utility of CESU to the intending purchaser under Section 21 of the Act. The Commission decided to dispose of the petition through a hearing of the concerned parties namely CESU, TPCL, GRIDCO, OPTCL and the Government of Odisha. After hearing the parties including public intervenor, the Commission issued an order (the “Vesting Order”) on 26.05.2020 to the best interest of all the stakeholders. As per Section 21(a) of the Act, the utility of CESU (Central Electricity Supply Utility of Odisha) has been vested in TPCODL w.e.f. 01.06.2020 in line with direction issued by the Odisha Electricity Regulatory Commission(OERC) vide Case No-11/2020. Thus, TP Central Odisha Distribution Limited (TPCODL) is a joint venture between Tata Power and the Government of Odisha with the majority stake being held by Tata Power Company (51%). TPCODL serves a population of 1.36 Crore with Customer Base of more than 29 Lakh and a vast Distribution Area of 29,354 Sq. Km.

Tata Power has a vast experience in electricity distribution in Mumbai, Delhi and Ajmer, and has been a benchmark performer in Delhi for the last 17 years, where losses have been brought down from a high of 53% in 2002 to approximately 7.9% in March 2019. In addition to loss reduction, customer experience has been enhanced by providing one-stop solutions, from state-of-the-art Call Centers and Consumer Care Centers to effective communication and deployment of customer-centric process, creating Customer Delight.

At TP Central Odisha Distribution Limited, the entire focus is on providing reliable power supply, enhanced customer services and reducing the existing AT&C losses in a systematic manner. All this will be achieved by upgrading the present distribution infrastructure, adopting new technologies and provide various digital services to customers.

**7.6 POWER PURCHASE DETAILS**

**7.7.1 Power Allocation:**

TPCODL as a Distribution licensee is carrying out the function of distribution and retail supply of electricity covering 5 distribution circles in its license area. The requirement of power for TPCODL is fully managed and met by GRIDCO , GRIDCO being a Bulk Supplier of Power in line with the Single Buyer Model for the whole state of Odisha and as such the details pertaining to Generation at Transmission periphery and embedded generation for a particular DISCOM is not distinctly available .However the same as a State is available in Honourable OERC`s order for GRIDCO`s ARR approval for FY 23 ,relevant portion attached herewith .

The energy drawal or the interface point between TPCODL as a DISCOM and OPTCL as Transmission entity is essentially at the secondary of the Power Transformer or at 33 kV Side and therefore the DISCOM as such does not have any visibility of the Generation and Transmission Periphery.

**7.7.2 Quantum of Power Purchase from Various Sources:**

Taking the least cost power procurement from different generating stations for the State consumption, the Commission had approved on 26.03.2021 regarding the quantum of purchase for FY 2021-22 as given in the table below vide case no-72 of 2020:

**Table – 29**  
**Quantum of Power Purchase from Various Sources for FY 2021-22**  
**(Figures in MU)**

Sources of Purchase	Commission’s Approval for State Drawl for 2020-21	GRIDCO’s Proposal for 2021-22	Estimated Availability for 2021-22	Commission’s Approval for State Drawl for 2021-22
HYDRO (OLD)	3676.86	3660.26	3676.86	3676.86
Indravati	1942.38	1942.38	1942.38	1942.38
Machakund	262.50	259.88	262.50	262.50
<b>Total Hydro</b>	<b>5881.74</b>	<b>5862.52</b>	<b>5881.74</b>	<b>5881.74</b>
OPGC (I & II)	2743.56	2726.34	2726.34	2726.34
OPGC (III & IV)	4631.78	5700.21	5700.21	4208.22
TTPS (NTPC)	3254.22	3287.68	-	-
IPPs	6230.85	4800.00	8170.96	4847.48
CGPs	-	-	-	-
Co-Generation Plants	-	-	-	-
Small Hydro	385.00	458.35	458.35	458.35
Biomass Energy	80.00	80.00	80.00	80.00
Wind Energy	752.80	685.00	685.00	685.00

Solar Energy	1019.00	1479.00	1479.00	1479.00
<b>TOTAL STATE</b>	<b>24978.95</b>	<b>25079.09</b>	<b>25181.59</b>	<b>20366.13</b>
CHUKHA HPS	259.48	255.43	255.43	255.43
Tala HPS	130.80	144.42	124.69	124.69
Mangdechhu	270.00	342.26	342.26	342.26
Teesta-V HPS	510.00	504.22	504.57	504.57
<b>Total Central Hydro</b>	<b>1170.28</b>	<b>1246.33</b>	<b>1226.94</b>	<b>1226.94</b>
TSTPS-I	1509.01	2157.92	2158.20	2158.20
TSTPS-II	1360.52	1346.00	1346.00	1346.00
FSTPS-I & II	-	184.20	245.67	-
FSTPS-III	-	373.42	373.42	-
KhTPS-I	-	186.65	186.70	-
KhTPS-II	-	171.14	171.18	-
DSTPS (Unit-I)		2608.02	2608.02	2608.02
DSTPS-II (Unit-II)		1086.67	1086.67	1086.67
North Karanapura-I (Unit-I)		243.86	-	-
Barh-I (Unit-I)		606.73	-	-
<b>Total Central Thermal</b>	<b>2869.53</b>	<b>8964.61</b>	<b>8175.86</b>	<b>7198.89</b>
<b>Total Central Sector</b>	<b>4039.81</b>	<b>10210.94</b>	<b>9402.80</b>	<b>8425.83</b>
<b>TOTAL GRIDCO</b>	<b>29018.76</b>	<b>35290.03</b>	<b>34584.39</b>	<b>28791.96</b>

### 7.7.3 Bulk Supply Price for GRIDCO

The Bulk Supply Price in respect of GRIDCO as indicated below was effective from **4<sup>th</sup> April, 2021** for the FY 2021-22 vide case No-72 of 2020.

Table -69

Name of the DISCOMs	Paise/ Kwh
TPCODL	283.00
NESCO	320.00
TPWODL	337.00
TPSODL	207.00

### 7.7.4 Transmission Charges for OPTCL

M/s. Odisha Power Transmission Corporation Limited, Bhubaneswar, (in short “OPTCL”) undertakes Intra State transmission business in the State. It has been notified as the State Transmission Utility (STU) under Section 39(1) of the Act with effect from 01.04.2005 vide Government notification dated 09.06.2005.

Transmission Charge @28.00 paise/kWh has been approved by the commission in FY 2021-22 applicable for transmission of power at 400 kV/220 kV/132 kV over OPTCL’s EHT transmission lines and substations and payable by the Distribution Licensees.





**ODISHA POWER TRANSMISSION CORPORATION LIMITED**  
 (A Government of Odisha Undertaking)  
 Registered Office: Janpath, Bhubaneswar-751022  
 PAN-AAAC07873L  
 GSTIN-21AAAC07873L1Z6  
**Monthly Transmission Charges Invoice**  
 For TPCODL  
 October-2021

Date: 06-Nov-2021  
 Pay By Date: 05-Dec-2021

Invoice No: TRANS/TPCODL/Curr/October-2021

The Chief Executive Officer  
 TP Central Odisha Distribution Limited  
 Corporate Office, Unit-5, Power House,  
 Near Governor House, Bhubaneswar, Orissa - 751022

Data furnished by SLDC towards Wheeling Charges for CESU

A	Actual Energy drawn	833.870635	MU
	Station Consumption	0.450618	MU
	Injection by 11kV and 33kV Generators	0.405226	MU
	Open Access Energy	19.642143	MU
B	Net energy to be billed towards wheeling charges	813.372648	MU

ITEM NO	PARTICULARS	AMOUNT	AMOUNT
A	Wheeling Charges (Annexure-1)		22,77,44,341
i	Wheeling charges @ 28.00PKWh		0
B	Adjustment for past bills (Annexure-2) (Adjustment for post Intra ABT period)		
C	Manual Adjustments		22,77,44,341
D	Total current charges(A+B+C)		
E	Delayed payment Surcharged Accrued		
F	Previous amount outstanding	21,36,66,625	
i	Outstanding Wheeling Charges		
ii	Outstanding DPS		21,36,66,625
	Total of previous amount outstanding (i+ii)		
G	Less payment received during the month		
i	Amount received towards last month bill	20,52,05,427.00	
ii	Rebate allowed on that bill	42,73,332.00	
iii	Collection towards arrears		
iv	Collection towards TDS	41,87,866.00	
	Total of payment received during the month		21,36,66,625
H	Total amount claimed through this bill (D+E+F-G)		22,77,44,341
	<b>Rupees Twenty Two Crore Seventy Seven Lakh Sixty Four Thousand Three Hundred Forty One Only</b>		
I	Rebate on Payment of Current Charges		22,31,89,454
i	Payable with 2% Rebate on or before 05-Nov-2021		22,54,66,898
ii	Payable with 1% Rebate on or before 05-Dec-2021		22,77,44,341
iii	Payable without Rebate after 05-Dec-2021		

For and on behalf of OPTCL

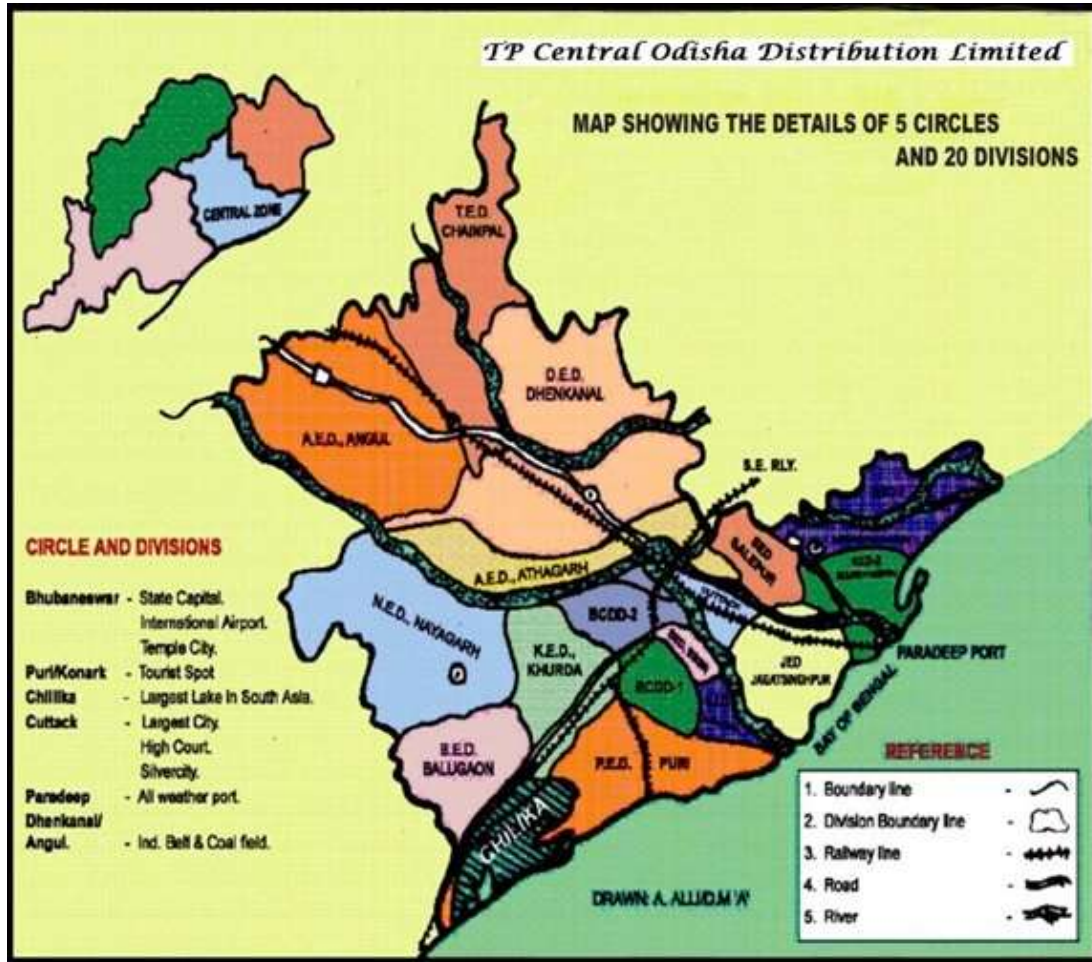
*[Signature]*  
 06.11.2021  
 GM (RT&C)

**NOTE**

- The billing for Transmission of power is done as per OERC Order dated 26.03.2021 in Case No. 73 of 2020 approving Transmission Tariff for FY 2021-22.
- This invoice shall be deemed as accepted in full in the absence of any objection raised to the contrary within 7 (seven) days of the bill. The objection should indicate the amount not admitted and the specific reasons for the objections.

**7.7 SINGLE LINE DIAGRAM (SLD)**

TPCODL is supplying power to 8 Districts (along with Jajpur District part), further categorized into 5 Circles, 20 Divisions and 65 Sub-divisions as well as 246 sections.



GIS is the backbone of any electrical networks and TPCODL commits to map all its assets and its consumers through proper GIS mapping as per the approved CAPEX plan by Hon'ble commission.

Activities	Areas Covered	Update Status
All administrative boundaries	Pan TPCODL	All 247 Nos Section Boundaries Captured
33KV N/w including PSS	100%	All 360 Nos of 33/11 kV S/S Surveyed and its connected 33 kV Network captured and mapped in GIS
11 kV Network	9 Divisions	All 11 kV Feeder (550 Nos) of Cuttack and BBSR I Circle Surveyed and Captured in GIS. All 9 Division covered and completed

Distribution Transformer	9 Divisions (BBSR – I & Cuttack)	31215 Nos of DT Surveyed and Captured in GIS. All 9 Division covered and completed
Consumer Indexing	9 Divisions (BBSR – I & Cuttack)	9.84 Lacs Consumer Indexing completed in 9 Division.

**7.8 CATEGORY OF SERVICE DETAILS (WITH CONSUMER AND VOLTAGE-WISE)**

TPCODL is supplying power to more than 29.27 Lakh number of consumers as on 31<sup>st</sup> March 2021. The details of category wise consumers are presented in the following table:

S.No	Type of Consumers	No of Consumers	Total Consumption (In MU)
1	Domestic	2668319	2663.191
2	Commercial	190726	580.698
3	Water Supply	3203	14.816
4	Public Lighting	1778	16.489
5	HT Water Supply	52	43.276
6	HT Industrial	2735	324.487
7	Industrial (Small)	7980	180.417
8	Industrial (Medium)	1105	15.149
9	HT Commercial	3802	2316.75
10	Lift Irrigation Schemes/Lift Irrigation Societies	29798	43.528
11	HT Res. Apartments Applicable to all areas	946	41.857
12	Specified Public Purpose	13614	27.562
13	Railway Traction	10	453.495
14	Emerg. Supply to CPP	8	8.711
15	Others	3411	2.171

Type of Consumers	Energy parameters					Losses		Commercial Parameter			AT & C loss (%)
	Input energy (MU)	Billed energy (MU)			% of energy consumption	T&D loss (MU)	T&D loss (%)	Billed Amount in Rs. Crore	Collected Amount in Rs. Crore	Collection Efficiency	
		Metered energy	Unmetered/assessment energy	Total energy							
Residential	8814.325	2705.049	0	2705.049	40.18%	2081.729	23.62%	1076.156	1210.7491	113%	25%
Agricultural		58.50854	2.1452	60.65378	0.90%			19.75006	14.1338	72%	
Commercial/Industrial-LT		891.0176	0	891.0176	13.23%			623.8231	583.1763	93%	
Commercial/Industrial-HT		2316.751	0	2316.751	34.41%			1669.142	1500.8917	90%	
Others		759.1246	0	759.1246	11.28%			550.1967	553.8474	101%	
	8814.325	6730.451	2.1452	6732.596	1	2081.729	0.236176	3939.068	3862.7983	98%	25%

### 7.9 LIST OF DOCUMENTS VERIFIED WITH EACH PARAMETER

The following are the documents verified during Annual Energy Audit:

Sr. No	Name	Supporting Document
<b>FY 2021-22 Data Verification</b>		
<b>Input Energy</b>		
1	Input Energy (MU)	The Input energy purchased and net input energy (received at DISCOM periphery or at distribution point) after adjustment on open access, inter DISCOM points, solar consumption.
<b>Division Losses</b>		
2	No of connection metered (Nos)	Annual Performance report for FY 2021-22 reviewed by OERC was produced.
	No of connection Un-metered (Nos)	
	Connected Load Metered (MW)	
	Connected Load Un-metered (MW)	
	Input Energy (MU)	
	Metered energy (MU)	
	Billed Amount	
Collected Amount		
AT&C Loss		

### 7.10 BRIEF DESCRIPTION OF UNIT/ DISCOM

TP Central Odisha Distribution Limited (TPCODL) is a joint venture between Tata Power and the Government of Odisha with the majority stake being held by Tata Power Company (51%). TPCODL serves a population of 1.36 Crore with Customer Base of more than 29 Lakh and a vast Distribution Area of 29,354 Sq. Km. TPCODL is responsible for Power distribution in Eight districts of odisha (Khurda, Cuttack, Nayagarh, Puri, Dhenkanal, Angul, Kendrapara, Jagatsinghapur,) and some parts of

Jajpur District. The company has 5 operating distribution circles namely Bhubaneswar-1, Bhubaneswar-2, Cuttack, Paradeep, Dhenkanal. This is further sub-divided into 20 divisions, 65 Sub-Divisions, 246 sections as follows:

SL. NO.	DIVISION/CIRCLE NAME	TOTAL NO. OF SUB-DIVISIONS	TOTAL NO. OF SECTIONS
1	BCDD-01, BBSR	3	13
2	BCDD-02, BBSR	3	13
3	BED, BBSR	2	12
4	NED, NIMAPARA	3	12
	CIRCLE-1, BBSR	11	50
5	KHD, KHURDA	5	18
6	NYD, NAYAGARH	4	16
7	BAED, BALUGAON	2	10
8	PED, PURI	4	17
	CIRCLE-2, BBSR	15	61
9	CDD-1, CUTTACK	4	14
10	CDD-2, CUTTACK	3	10
11	CED, CUTTACK	4	11
12	AED, ATHAGARH	2	8
13	SED, SALIPUR	3	10
	CUTTACK CIRCLE	16	53
14	PDP, PARADEEP	3	8
15	KED-01, KENDRAPARA	4	18
16	KED-02, MARSAGHAI	2	7
17	JED, JAGATSINGHAPUR	3	9
	PARADEEP CIRCLE	12	42
18	DED, DHENKANAL	4	16
19	ANED, ANGUL	3	10
20	TED, CHAINPAL	4	14
	DHENKANAL CIRCLE	11	40
	TPCODL TOTAL=	65	246

## 7.11 LIST OF PARAMETERS ARRIVED THROUGH CALCULATION OR FORMULAE WITH LIST OF DOCUMENTS AS SOURCE OF DATA

### 7.12.1 Computation of Billing Efficiency:

Billing efficiency is an indicator of proportion of energy that has been supplied to an area which has been billed (includes both metered and unmetered sales) to consumers. Billing Efficiency can be computed using formula provided below:-

$$\text{Billing Efficiency} = \frac{\text{Total Units Sold (kWh)}}{\text{Total Input (kWh)}}$$

### 7.12.2 Computation of Collection Efficiency:

All the consumers are billed on the basis of energy consumed by them which is obtained from meter reading and assessment of unmetered connection. The bill amount is computed on the basis of tariff fixed by regulatory commission for applicable customer category. However, there are quite a few consumers who have tendency to default in their payments for various reasons. Thus utility is not able to recover entire amount billed by it resulting in commercial losses. Collection efficiency is measured using formula given below:-

$$\text{Collection Efficiency} = \frac{\text{Revenue Collected (in Rupees)}}{\text{Billed Amount (in Rupees)}}$$

### 7.12.3 Computation of AT&C Loss:

The Aggregate Technical and Commercial (AT&C) loss shall be measured using formula mentioned below:-

$$\text{AT\&C Loss \%} = \{ 1 - (\text{Billing Efficiency} \times \text{Collection Efficiency}) \} \times 100$$

Based on the above methodology the parameters for FY 2019-20, 2020-21 & 2021-22 are calculated & furnished below.

<b>PARTICULARS</b>	<b>FY 19-20</b>	<b>FY 20-21</b>	<b>FY 21-22</b>
Total Input (in MU)	8160.11	8370.43	8814.32
Billing To Consumers (in MU.)	6271.33	6202.32	6732.60
Billing To Consumers (Rs. in Crs.)	3380.40	3403.51	3939.07
Collection Received (Rs. in Crs.)	3059.70	3236.53	3862.80
<b>CALCULATED PARAMETERS</b>			
T & D Loss (in MU)	1888.78	2168.11	2081.73
T & D Loss (%)	24.60%	25.90%	23.62%
Billing Efficiency (%)	75.40%	74.10%	76.38%
Collection Efficiency (%)	90.51%	95.09%	98.06%
AT& C Loss (%)	30.44%	29.54%	25.10%

## General Information

<b>1</b>	<b>Name of the DISCOM</b>	TP CENTRAL ODISHA DISTRIBUTION LIMITED (TPCODL)		
<b>2</b>	<b>i) Year of Establishment</b>	1ST JUNE 2020		
	<b>ii) Government/Public/Private</b>	JOINT VENTURE		
<b>3</b>	<b>DISCOM's Contact details &amp; Address</b>			
<b>i</b>	City/Town/Village	BHUBANESWAR		
<b>ii</b>	District	KHURDA		
<b>iii</b>	State	ODISHA	Pin	751022
<b>iv</b>	Telephone		Fax	
<b>4</b>	<b>Registered Office</b>			
<b>i</b>	Company's Chief Executive Name	MANTHIRAM SHENBAGAM		
<b>ii</b>	Designation	CHIEF EXECUTIVE OFFICER		
<b>iii</b>	Address	IDCO TOWERS, 2ND FLOOR, JANPATH		
<b>iv</b>	City/Town/Village	BHUBANESWAR	P.O.	BHOI NAGAR
<b>v</b>	District			
<b>vi</b>	State	ODISHA	Pin	751022
<b>vii</b>	Telephone	0674-2533726	Fax	
<b>5</b>	<b>Nodal Officer Details*</b>			
<b>i</b>	Nodal Officer Name (Designated at DISCOM's)	MANOJ DAS		
<b>ii</b>	Designation	D. G. M. (ELECTRICAL)		
<b>iii</b>	Address	IDCO TOWERS, 2ND FLOOR, JANPATH		
<b>iv</b>	City/Town/Village	BHUBANESWAR	P.O.	BHOI NAGAR

v	District	KHURDA		
vi	State	ODISHA	Pin	751022
vii	Telephone	7008197471	Fax	
6	<b>Energy Manager Details*</b>			
i	Name	SHANKARSHAN PANIGRAHI		
ii	Designation	D. M. (ELECTRICAL)	Whether EA or EM	EM
iii	EA/EM Registration No.	EA-27961		
iv	Telephone	9438585161	Fax	
v	Mobile		E-mail ID	<a href="mailto:shankarshan.panigrahi@tpcentralodisha.com">shankarshan.panigrahi@tpcentralodisha.com</a>
7	<b>Period of Information</b>			
	Year of (FY) information including Date and Month (Start & End)	1st Apr, 2021 to 31st March, 2022		

**Performance Summary of Electricity Distribution Companies**

<b>1</b>	Period of Information Year of (FY) information including Date and Month (Start & End)	1st Apr, 2021 to 31st March, 2022	
<b>2</b>	<b>Technical Details</b>		
<b>(a)</b>	<b>Energy Input Details</b>		
(i)	Input Energy Purchase (From Generation Source)	Million kwh	8814.32
(ii)	Net input energy (at DISCOM Periphery after adjusting the transmission losses and energy traded)	Million kwh	8814.33
(iii)	Total Energy billed (is the Net energy billed, adjusted for energy traded)	Million kwh	6732.60
<b>(b)</b>	Transmission and Distribution (T&D) loss Details	Million kwh	2081.73
		%	23.62%
	Collection Efficiency	%	98.06%
<b>(c)</b>	Aggregate Technical & Commercial Loss	%	25.10%

**I/We undertake that the information supplied in this Document and Pro-forma is accurate to the best of my knowledge and if any of the information supplied is found to be incorrect and such information result into loss to the Central Government or State Government or any of the authority under them or any other person affected, I/we undertake to indemnify such loss.**

Authorised Signatory and Seal




Name of Authorised Signatory: **Mr. Manoj Das**  
 Name of the DISCOM: **TPCODL**  
 Full Address:- **2<sup>nd</sup> Floor, Janpath, Bhubaneswar, Odisha**  
 Seal

Signature:-  
 Name of AEA\*: **M/S Energy Consultancy Services**  
 Registration Number: **AEA-0002**



<b>Form-Details of Input Infrastructure</b>					
<b>1</b>	<b>Parameters</b>	<b>Total</b>	<b>Covered during in audit</b>	<b>Verified by Auditor in Sample Check</b>	<b>Remarks (Source of data)</b>
i	Number of circles	5	5	5	
ii	Number of divisions	20	20	20	
iii	Number of sub-divisions	65	65	65	
iv	Number of feeders	1445			
v	Number of DTs	76309			
vi	Number of consumers	2927487			
<b>2</b>	<b>Parameters</b>	<b>66kV and above</b>	<b>33kV</b>	<b>11/22kV</b>	<b>LT</b>
a. i.	Number of conventional metered consumers	33	58	7685	2895723
ii	Number of consumers with 'smart' meters	0	0	0	0
iii	Number of consumers with 'smart prepaid' meters	0	0	0	0
iv	Number of consumers with 'AMR' meters	0	218	9589	13077
v	Number of consumers with 'non-smart prepaid' meters	0	0	0	0
vi	Number of unmetered consumers	0	0	0	1104
vii	<b>Number of total consumers</b>	33	276	17274	2909904
b.i.	Number of conventionally metered Distribution Transformers	-	0	8743	-
ii	Number of DTs with communicable meters	-	0	0	-
iii	Number of unmetered DTs	-	346	62895	-
iv	<b>Number of total Transformers</b>	-	346	71638	-
c.i.	Number of metered feeders	-	181	946	-
ii	Number of feeders with communicable meters	-	0	108	-
iii	Number of unmetered feeders	-	35	283	-
iv	<b>Number of total feeders</b>		216	1229	
d.	Line length (ct km)	57544.4383			
e.	Length of Aerial Bunched Cables	39584.8603			
f.	Length of Underground Cables	1000.245			

Form-Details of Input Infrastructure					
1	Parameters	Total	Covered during in audit	Verified by Auditor in Sample Check	Remarks (Source of data)
i	Number of circles	5	5	5	
ii	Number of divisions	20	20	20	
iii	Number of sub-divisions	65	65	65	
iv	Number of feeders	1445			
v	Number of DTs	76309			
vi	Number of consumers	2927487			
2	Parameters	66kV and above	33kV	11/22kV	LT
a. i.	Number of conventional metered consumers	33	58	7685	2895723
ii	Number of consumers with 'smart' meters	0	0	0	0
iii	Number of consumers with 'smart prepaid' meters	0	0	0	0
iv	Number of consumers with 'AMR' meters	0	218	9589	13077
v	Number of consumers with 'non-smart prepaid' meters	0	0	0	0
vi	Number of unmetered consumers	0	0	0	1104
vii	<b>Number of total consumers</b>	33	276	17274	2909904
b.i.	Number of conventionally metered Distribution Transformers	-	0	8743	-
ii	Number of DTs with communicable meters	-	0	0	-
iii	Number of unmetered DTs	-	346	62895	-
iv	<b>Number of total Transformers</b>	-	346	71638	-
c.i.	Number of metered feeders	-	181	946	-

ii	Number of feeders with communicable meters	-	0	108	-
iii	Number of unmetered feeders	-	35	283	-
iv	<b>Number of total feeders</b>		216	1229	
d.	Line length (ct km)			57544.4383	
e.	Length of Aerial Bunched Cables			39584.8603	
f.	Length of Underground Cables			1000.245	

3	Voltage level	Particulars	MU	Reference	Remarks (Source of data)	
i	66kV and above	Long-Term Conventional		Includes input energy for franchisees		
		Medium Conventional				
		Short Term Conventional				
		Banking				
		Long-Term Renewable energy				
		Medium and Short-Term RE			Includes power from bilateral/ PX/ DEEP	
		Captive, open access input	163		Any power wheeled for any purchase other than sale to DISCOM. Does not include input for franchisee.	
		Sale of surplus power				
		Quantum of inter-state transmission loss			As confirmed by SLDC, RLDC etc	
		<b>Power procured from inter-state sources</b>	163		Based on data from Form 5	
		<b>Power at state transmission boundary</b>	163			
ii	33kV	Long-Term Conventional				
		Medium Conventional				
		Short Term Conventional				
		Banking				
		Long-Term Renewable energy				

		Medium and Short-Term RE			
		Captive, open access input			
		Sale of surplus power			
		Quantum of intra-state transmission loss	0		
		<b>Power procured from intra-state sources</b>	0		
iii		<b>Input in DISCOM wires network</b>	163		
iv	33 kV	Renewable Energy Procurement			
		Small capacity conventional/ biomass/ hydro plants Procurement			
		Captive, open access input			
v	11 kV	Renewable Energy Procurement			
		Small capacity conventional/ biomass/ hydro plants Procurement			
		Sales Migration Input			
vi	LT	Renewable Energy Procurement			
		Sales Migration Input			
vii		<b>Energy Embedded within DISCOM wires network</b>	0		
viii		<b>Total Energy Available/ Input</b>	163		

4	Voltage level	Energy Sales Particulars	MU	Reference
i	LT Level	DISCOM' consumers	4,288	Include sales to consumers in franchisee areas, unmetered consumers
		Demand from open access, captive		Non DISCOM's sales
		Embedded generation used at LT level		Demand from embedded generation at LT level
		Sale at LT level	4,288	
		Quantum of LT level losses	1,969	
		Energy Input at LT level	6,258	

ii	11 kV Level	DISCOM' consumers	712	Include sales to consumers in franchisee areas, unmetered consumers
		Demand from open access, captive		Non DISCOM's sales
		Embedded generation at 11 kV level used		Demand from embedded generation at 11kV level
		<b>Sales at 11 kV level</b>	712	
		Quantum of Losses at 11 kV	91	
		Energy input at 11 kV level	804	
iii	33 kV Level	DISCOM' consumers	583	Include sales to consumers in franchisee areas, unmetered consumers
		Demand from open access, captive		Non DISCOM's sales
		Embedded generation at 33 kV or below level		This is DISCOM and OA demand met via energy generated at same voltage level
		<b>Sales at 33 kV level</b>	583	
		Quantum of Losses at 33 kV	21	
		Energy input at 33kV Level	604	
iv	> 33 kV	DISCOM' consumers	1148.79	Include sales to consumers in franchisee areas, unmetered consumers
		Demand from open access, captive		Non DISCOM's sales
		Cross border sale of energy		
		Sale to other DISCOMs	0	
		Banking		
		Energy input at > 33kV Level	1,149	
		<b>Sales at 66kV and above (EHV)</b>	1,149	
<b>Total Energy Requirement</b>			<b>8,814</b>	
<b>Total Energy Sales</b>			<b>6,733</b>	

<b>Energy Accounting Summary</b>					
<b>5</b>	<b>DISCOM</b>	<b>Input (in MU)</b>	<b>Sale (in MU)</b>	<b>Loss (in MU)</b>	<b>Loss %</b>
i	LT	6,258	4,288	1,969	31.46747763
ii	11 Kv	804	712	91	11.38070005
iii	33 kv	604	583	21	3.49954474
iv	> 33 kv	1,149	1148.79	0	0
<b>6</b>	<b>Open Access, Captive</b>	<b>Input (in MU)</b>	<b>Sale (in MU)</b>	<b>Loss (in MU)</b>	
i	LT				
ii	11 Kv				
iii	33 kv				
iv	> 33 kv	163			

<b>Loss Estimation for DISCOM</b>	
T&D loss	2,082
D loss	2,082
T&D loss (%)	0.236175111
D loss (%)	0.236175111

Details of Division Wise Losses (See note below\*\*)

Division Wise Losses

Period From 1st Apr, 2021 to 31st March, 2022

S.No	Name of circle	Circle code	Name of Division	Consumer profile																	Energy parameters				Losses		Commercial Parameter			AT & C loss (%)
				Consumer category	No of connection metered (Nos)	No of connection Un-metered (Nos)	Total Number of connections (Nos)	% of number of connections	Connected Load metered (MW)	Connected Load Un-metered (MW)	Total Connected Load (MW)	% of connected load	Input energy (MU)	Billed energy (MU)			% of energy consumption	T&D loss (MU)	T&D loss (%)	Billed Amount in Rs. Crore	Collected Amount in Rs. Crore	Collection Efficiency								
														Metered energy	Unmetered/ assessment energy	Total energy														
1	Circle - I, Bhubaneswar		BCDD-1	Residential	48761	9	48770	78%	138.515	0.026	138.5405062	62%	335.03	150.176	0.000	150.1757124	47%	12.50627	4%	62.138	52.286	84.14%								
				Agricultural	1		1	0%	0.001		0.001	0%		0.005		0.005128198	0%			0.000	0.000	0.00%								
				Commercial/Industrial-LT	12671		12671	20%	61.649		61.6485	28%		65.899		65.89938959	20%			47.768	51.654	108.13%								
				Commercial/Industrial-HT	305		305	0%	14.771		14.7707	7%		84.881		84.88099143	26%			72.355	73.644	101.78%								
				Others	516		516	1%	6.850		6.8495	3%		21.561		21.56122809	7%			17.675	20.944	118.49%								
<b>Sub-total</b>				<b>62254</b>	<b>9</b>	<b>62263</b>	<b>100%</b>	<b>221.78464</b>	<b>0.02556622</b>	<b>221.8102062</b>	<b>100%</b>	<b>335.0287</b>	<b>322.5224</b>	<b>0</b>	<b>322.5224497</b>	<b>100%</b>	<b>12.50627</b>	<b>4%</b>	<b>199.936886</b>	<b>198.527055</b>	<b>99.29%</b>	<b>4%</b>								
2	Circle - I, Bhubaneswar		BCDD-2	Residential	166897		166897	89%	452.734		452.73411	78%	900.85	341.600		341.5997821	40%	44.49048	5%	165.722	159.389	96.18%								
				Agricultural	120	9	129	0%	0.755	0.057	0.81187225	0%		1.050	0.079	1.128987842	0%			0.228	0.149	65.44%								
				Commercial/Industrial-LT	19283		19283	10%	82.423		82.42276	14%		133.201		133.2014327	16%			73.598	78.961	107.29%								
				Commercial/Industrial-HT	526		526	0%	32.051		32.051	6%		291.803		291.8029488	34%			199.293	199.612	100.16%								
				Others	904		904	0%	10.644		10.64389	2%		88.623		88.62258624	10%			65.580	73.727	112.42%								
<b>Sub-total</b>				<b>187730</b>	<b>9</b>	<b>187739</b>	<b>100%</b>	<b>578.60699</b>	<b>0.05664225</b>	<b>578.6636323</b>	<b>100%</b>	<b>900.8462</b>	<b>856.277</b>	<b>0.078766594</b>	<b>856.3557377</b>	<b>100%</b>	<b>44.49048</b>	<b>5%</b>	<b>504.420805</b>	<b>511.8372</b>	<b>101.47%</b>	<b>4%</b>								
3	Circle - I, Bhubaneswar		BED	Residential	123043		123043	88%	353.635		353.63486	78%	585.92	301.783		301.7827521	53%	15.51033	3%	133.903	128.086	95.66%								
				Agricultural	292	14	306	0%	1.102	0.053	1.154699384	0%		0.899	0.043	0.94254733	0%			0.211	0.136	64.52%								
				Commercial/Industrial-LT	16288		16288	12%	75.327		75.32743	17%		98.504		98.50368217	17%			71.457	74.147	103.76%								
				Commercial/Industrial-HT	345		345	0%	16.652		16.6518	4%		129.140		129.1399733	23%			86.091	87.212	101.30%								
				Others	498		498	0%	8.331		8.33105	2%		40.041		40.04071974	7%			31.448	31.272	99.44%								
<b>Sub-total</b>				<b>140466</b>	<b>14</b>	<b>140480</b>	<b>100%</b>	<b>455.04701</b>	<b>0.052829384</b>	<b>455.0998394</b>	<b>100%</b>	<b>585.92</b>	<b>570.3666</b>	<b>0.04312308</b>	<b>570.4096747</b>	<b>100%</b>	<b>15.51033</b>	<b>3%</b>	<b>323.109727</b>	<b>320.853433</b>	<b>99.30%</b>	<b>3%</b>								
4	Circle - I, Bhubaneswar		NEDN	Residential	177842		177842	91%	188.992		188.9915	78%	428.97	134.043		134.0430451	64%	220.0742	51%	54.200	57.125	105.40%								
				Agricultural	3950	5	3955	2%	11.645	0.015	11.65969044	5%		7.562	0.010	7.571404914	4%			2.477	1.567	63.23%								
				Commercial/Industrial-LT	11401		11401	6%	33.599		33.59919	14%		40.920		40.92014455	20%			28.622	21.538	75.25%								
				Commercial/Industrial-HT	78		78	0%	3.235		3.235	1%		16.970		16.9700707	8%			12.737	9.511	74.67%								
				Others	1124		1124	1%	3.721		3.721	2%		9.392		9.392306105	4%			8.198	8.931	108.94%								
<b>Sub-total</b>				<b>194395</b>	<b>5</b>	<b>194400</b>	<b>100%</b>	<b>241.19164</b>	<b>0.014740443</b>	<b>241.2063804</b>	<b>100%</b>	<b>428.9712</b>	<b>208.8874</b>	<b>0.00957194</b>	<b>208.8969714</b>	<b>100%</b>	<b>220.0742</b>	<b>51%</b>	<b>106.233361</b>	<b>98.6708168</b>	<b>92.88%</b>	<b>55%</b>								
5	Circle - II, Bhubaneswar		KED	Residential	175662		175662	91%	195.094		195.09426	66%	708.75	152.626		152.6255776	28%	159.6752	23%	62.099	67.175	108.17%								
				Agricultural	2117	458	2575	1%	7.390	1.599	8.98869615	3%		4.899	1.060	5.95890615	1%			1.504	1.360	90.37%								
				Commercial/Industrial-LT	12156		12156	6%	42.067		42.06705	14%		40.219		40.21944308	7%			30.249	31.393	103.78%								
				Commercial/Industrial-HT	526		526	0%	43.088		43.088	15%		256.231		256.2311753	47%			176.383	168.640	95.61%								
				Others	1574		1574	1%	7.381		7.3813	2%		94.043		94.04276506	17%			64.958	61.348	94.44%								
<b>Sub-total</b>				<b>192035</b>	<b>458</b>	<b>192493</b>	<b>100%</b>	<b>295.02054</b>	<b>1.59876615</b>	<b>296.6193062</b>	<b>100%</b>	<b>708.7531</b>	<b>548.018</b>	<b>1.059875346</b>	<b>549.0778672</b>	<b>100%</b>	<b>159.6752</b>	<b>23%</b>	<b>335.193688</b>	<b>329.916322</b>	<b>98.43%</b>	<b>24%</b>								
6	Circle - II, Bhubaneswar		NED	Residential	198574		198574	93%	184.971		184.9706	80%	258.69	125.906		125.9055478	66%	67.22284	26%	47.704	46.156	96.75%								
				Agricultural	2379	464	2843	1%	6.967	1.359	8.325926864	4%		3.613	0.705	4.317983628	2%			1.533	0.961	62.69%								
				Commercial/Industrial-LT	9791		9791	5%	29.731		29.7307	13%		37.505		37.50520568	20%			26.917	20.318	75.48%								
				Commercial/Industrial-HT	83		83	0%	3.089		3.089	1%		9.723		9.723127166	5%			9.358	8.253	88.19%								
				Others	1833		1833	1%	6.201		6.20078	3%		14.019		14.01905263	7%			12.381	11.651	94.11%								
<b>Sub-total</b>				<b>212660</b>	<b>464</b>	<b>213124</b>	<b>100%</b>	<b>230.95815</b>	<b>1.358856864</b>	<b>232.3170069</b>	<b>100%</b>	<b>258.6938</b>	<b>190.7662</b>	<b>0.70472895</b>	<b>191.4701691</b>	<b>100%</b>	<b>67.22284</b>	<b>26%</b>	<b>97.8937784</b>	<b>87.3391926</b>	<b>89.22%</b>	<b>34%</b>								



7	Circle -II, Bhubaneswar	PED	Residential	178684		178684	90%	184.210		184.20959	69%	460.61	150.408		150.4077727	50%	157.8327	34%	70.668	68.744	97.28%	
			Agricultural	2129	30	2159	1%	7.648	0.108	7.755495101	3%		3.143	0.044	3.187749364	1%			2.065	1.082	52.40%	
			Commercial/Industrial-LT	15313		15313	8%	54.051		54.05058	20%		59.024		59.02444775	19%			39.531	32.486	82.18%	
			Commercial/Industrial-HT	176		176	0%	7.176		7.17628	3%		55.850		55.85000071	18%			28.185	22.099	78.41%	
			Others	1743		1743	1%	15.570		15.57009	6%		34.308		34.30849229	11%			25.013	26.009	103.98%	
<b>Sub-total</b>				<b>198045</b>	<b>30</b>	<b>198075</b>	<b>100%</b>	<b>268.65427</b>	<b>0.107765101</b>	<b>268.7620351</b>	<b>100%</b>	<b>460.6112</b>	<b>302.7342</b>	<b>0.044294804</b>	<b>302.7784628</b>	<b>100%</b>	<b>157.8327</b>	<b>34%</b>	<b>165.462048</b>	<b>150.420685</b>	<b>90.91%</b>	<b>40%</b>
8	Circle -II, Bhubaneswar	BEDB	Residential	107500		107500	93%	104.186		104.186	80%	238.92	79.785		79.78452201	46%	63.7589	27%	27.530	40.782	148.14%	
			Agricultural	1174	53	1227	1%	4.069	0.184	4.25227615	3%		2.024	0.091	2.115769003	1%			0.878	0.429	48.88%	
			Commercial/Industrial-LT	5858		5858	5%	15.694		15.694	12%		21.488		21.48800846	12%			15.685	12.672	80.79%	
			Commercial/Industrial-HT	80		80	0%	3.644		3.644	3%		34.990		34.99049988	20%			25.035	19.347	77.28%	
			Others	812		812	1%	2.691		2.6905	2%		36.783		36.78295379	21%			25.355	18.464	72.82%	
<b>Sub-total</b>				<b>115424</b>	<b>53</b>	<b>115477</b>	<b>100%</b>	<b>130.2831</b>	<b>0.18367615</b>	<b>130.4667761</b>	<b>100%</b>	<b>238.9207</b>	<b>175.0704</b>	<b>0.091390185</b>	<b>175.1617531</b>	<b>100%</b>	<b>63.7589</b>	<b>27%</b>	<b>94.4838904</b>	<b>91.6932219</b>	<b>97.05%</b>	<b>29%</b>
9	CUTTACK	CDD-I	Residential	68745		68745	86%	183.876		183.87635	75%	369.47	183.164		183.1639047	54%	31.15121	8%	85.369	82.139	96.22%	
			Agricultural	1	0	1	0%	0.006	0.000	0.006	0%		0.002	0.000	0.001860017	0%			0.001	0.002	274.49%	
			Commercial/Industrial-LT	10586		10586	13%	43.693		43.69304	18%		52.488		52.48810345	16%			38.670	37.028	95.76%	
			Commercial/Industrial-HT	147		147	0%	5.811		5.8111	2%		63.874		63.8744324	19%			40.404	36.555	90.47%	
			Others	624		624	1%	12.207		12.20716	5%		38.795		38.79509089	11%			35.667	49.732	139.44%	
<b>Sub-total</b>				<b>80103</b>	<b>0</b>	<b>80103</b>	<b>100%</b>	<b>245.59365</b>	<b>0</b>	<b>245.59365</b>	<b>100%</b>	<b>369.4746</b>	<b>338.3234</b>	<b>0</b>	<b>338.3233915</b>	<b>100%</b>	<b>31.15121</b>	<b>8%</b>	<b>200.109581</b>	<b>205.456023</b>	<b>102.67%</b>	<b>6%</b>
10	CUTTACK	CDD-II	Residential	67819		67819	85%	127.350		127.35038	59%	421.78	123.466		123.4659489	34%	57.77777	14%	47.948	57.158	119.21%	
			Agricultural	489	1	490	1%	1.746	0.004	1.749620654	1%		1.250	0.003	1.252849144	0%			0.308	0.527	171.19%	
			Commercial/Industrial-LT	10627		10627	13%	50.965		50.96463	23%		59.674		59.67379962	16%			42.405	41.798	98.57%	
			Commercial/Industrial-HT	267		267	0%	12.283		12.28322	6%		120.196		120.195643	33%			82.564	77.438	93.79%	
			Others	586		586	1%	24.926		24.92612	11%		59.414		59.41358573	16%			44.591	38.876	87.18%	
<b>Sub-total</b>				<b>79788</b>	<b>1</b>	<b>79789</b>	<b>100%</b>	<b>217.2704</b>	<b>0.003570654</b>	<b>217.2739707</b>	<b>100%</b>	<b>421.7796</b>	<b>363.9993</b>	<b>0.002556835</b>	<b>364.0018264</b>	<b>100%</b>	<b>57.77777</b>	<b>14%</b>	<b>217.815696</b>	<b>215.79721</b>	<b>99.07%</b>	<b>14%</b>
11	CUTTACK	CED	Residential	149151		149151	91%	177.784		177.7835	67%	593.64	127.751		127.7508086	37%	249.7997	42%	46.792	63.753	136.25%	
			Agricultural	2633	4	2637	2%	9.817	0.015	9.831913787	4%		8.115	0.012	8.127366691	2%			2.033	2.268	111.54%	
			Commercial/Industrial-LT	10394		10394	6%	38.163		38.1628	14%		38.553		38.55261653	11%			28.983	25.529	88.08%	
			Commercial/Industrial-HT	259		259	0%	33.185		33.1846	13%		155.890		155.8895289	45%			116.965	93.504	79.94%	
			Others	1266		1266	1%	5.571		5.57093	2%		13.519		13.51865052	4%			9.752	13.547	138.92%	
<b>Sub-total</b>				<b>163703</b>	<b>4</b>	<b>163707</b>	<b>100%</b>	<b>264.51883</b>	<b>0.014913787</b>	<b>264.5337438</b>	<b>100%</b>	<b>593.6386</b>	<b>343.8266</b>	<b>0.012328201</b>	<b>343.8389712</b>	<b>100%</b>	<b>249.7997</b>	<b>42%</b>	<b>204.524814</b>	<b>198.600771</b>	<b>97.10%</b>	<b>44%</b>
12	CUTTACK	AED	Residential	119131		119131	94%	127.429		127.4287	74%	328.46	75.443		75.44251678	40%	139.9999	43%	24.981	31.352	125.50%	
			Agricultural	1031	10	1041	1%	3.647	0.035	3.682474394	2%		3.321	0.032	3.353408181	2%			1.499	0.501	33.41%	
			Commercial/Industrial-LT	5450		5450	4%	17.357		17.357	10%		15.374		15.37382992	8%			11.395	9.902	86.90%	
			Commercial/Industrial-HT	100		100	0%	17.267		17.2665	10%		86.770		86.76961673	46%			65.253	51.818	79.41%	
			Others	985		985	1%	5.322		5.32185	3%		7.526		7.525706608	4%			6.267	10.375	165.54%	
<b>Sub-total</b>				<b>126697</b>	<b>10</b>	<b>126707</b>	<b>100%</b>	<b>171.02115</b>	<b>0.035374394</b>	<b>171.0565244</b>	<b>100%</b>	<b>328.4649</b>	<b>188.4329</b>	<b>0.032213335</b>	<b>188.4650782</b>	<b>100%</b>	<b>139.9999</b>	<b>43%</b>	<b>109.394283</b>	<b>103.947497</b>	<b>95.02%</b>	<b>45%</b>
13	CUTTACK	SED	Residential	107599		107599	92%	126.783		126.78339	83%	218.74	81.875		81.87508618	71%	102.6295	47%	32.120	36.180	112.64%	
			Agricultural	939	0	939	1%	3.474	0.000	3.4735	2%		2.005	0.000	2.005273148	2%			0.640	0.223	34.78%	
			Commercial/Industrial-LT	7129		7129	6%	18.469		18.46867	12%		22.775		22.77522771	20%			17.016	10.820	63.59%	
			Commercial/Industrial-HT	60		60	0%	2.246		2.246	1%		5.993		5.992954282	5%			5.093	3.378	66.33%	
			Others	853		853	1%	1.981		1.9812	1%		3.462		3.462002194	3%			2.947	4.809	163.18%	
<b>Sub-total</b>				<b>116580</b>	<b>0</b>	<b>116580</b>	<b>100%</b>	<b>152.95276</b>	<b>0</b>	<b>152.95276</b>	<b>100%</b>	<b>218.74</b>	<b>116.1105</b>	<b>0</b>	<b>116.1105435</b>	<b>100%</b>	<b>102.6295</b>	<b>47%</b>	<b>57.8167425</b>	<b>55.410931</b>	<b>95.84%</b>	<b>49%</b>

14	DHENKANAL	DED	Residential	181346		181346	92%	181.616		181.61581	70%	580.87	128.397		128.3971847	33%	197.1852	34%	46.194	62.752	135.84%	
			Agricultural	3329	5	3334	2%	16.317	0.025	16.34100661	6%		7.551	0.011	7.562558582	2%			1.813	1.332	73.46%	
			Commercial/Industrial-LT	9663		9663	5%	34.366		34.36598	13%		36.856		36.85616551	10%			27.209	26.364	96.89%	
			Commercial/Industrial-HT	363		363	0%	20.693		20.6925	8%		139.081		139.0806937	36%			102.952	91.277	88.66%	
			Others	2125		2125	1%	7.567		7.5673	3%		71.792		71.79187448	19%			46.979	43.727	93.08%	
<b>Sub-total</b>				<b>196826</b>	<b>5</b>	<b>196831</b>	<b>100%</b>	<b>260.55809</b>	<b>0.024506609</b>	<b>260.5825966</b>	<b>100%</b>	<b>580.8736</b>	<b>383.6771</b>	<b>0.01134157</b>	<b>383.6884769</b>	<b>100%</b>	<b>197.1852</b>	<b>34%</b>	<b>225.148184</b>	<b>225.451652</b>	<b>100.13%</b>	<b>34%</b>
15	DHENKANAL	ANED	Residential	150071		150071	91%	150.135		150.135	73%	354.86	108.210		108.2102286	43%	100.9914	28%	33.884	43.163	127.38%	
			Agricultural	3666	25	3691	2%	13.102	0.089	13.19144875	6%		3.771	0.026	3.79704053	1%			1.264	0.925	73.19%	
			Commercial/Industrial-LT	9914		9914	6%	31.962		31.96208	15%		32.704		32.70378315	13%			24.907	23.894	95.93%	
			Commercial/Industrial-HT	142		142	0%	6.542		6.5422	3%		85.932		85.93202192	34%			72.701	82.004	112.80%	
			Others	1535		1535	1%	4.942		4.94235	2%		23.225		23.22491371	9%			18.715	19.458	103.97%	
<b>Sub-total</b>				<b>165328</b>	<b>25</b>	<b>165353</b>	<b>100%</b>	<b>206.68373</b>	<b>0.089348745</b>	<b>206.7730787</b>	<b>100%</b>	<b>354.8594</b>	<b>253.8423</b>	<b>0.025718237</b>	<b>253.8679879</b>	<b>100%</b>	<b>100.9914</b>	<b>28%</b>	<b>151.47086</b>	<b>169.444979</b>	<b>111.87%</b>	<b>20%</b>
16	DHENKANAL	TED	Residential	138222		138222	93%	140.571		140.5714	49%	904.17	82.293		82.29309839	11%	154.1791	17%	7.412	62.100	837.83%	
			Agricultural	1947	0	1947	1%	8.013	0.000	8.0128	3%		4.188	0.000	4.187511772	1%			1.052	0.474	45.06%	
			Commercial/Industrial-LT	7423		7423	5%	27.909		27.90899	10%		31.057		31.05722837	4%			24.221	23.934	98.81%	
			Commercial/Industrial-HT	112		112	0%	71.264		71.26391	25%		528.596		528.5957118	70%			382.870	317.930	83.04%	
			Others	1423		1423	1%	41.264		41.26404	14%		103.854		103.8535114	14%			66.566	56.855	85.41%	
<b>Sub-total</b>				<b>149127</b>	<b>0</b>	<b>149127</b>	<b>100%</b>	<b>289.02114</b>	<b>0</b>	<b>289.02114</b>	<b>100%</b>	<b>904.1662</b>	<b>749.9871</b>	<b>0</b>	<b>749.9870617</b>	<b>100%</b>	<b>154.1791</b>	<b>17%</b>	<b>482.121225</b>	<b>461.292828</b>	<b>95.68%</b>	<b>21%</b>
17	PARADEEP	PDP	Residential	104499		104499	94%	110.567		110.56654	65%	460.86	78.471		78.47134606	21%	83.46318	18%	22.206	31.642	142.49%	
			Agricultural	360	0	360	0%	4.797	0.000	4.797	3%		1.024	0.000	1.023566348	0%			0.494	0.425	86.21%	
			Commercial/Industrial-LT	5570		5570	5%	16.228		16.2277	10%		27.242		27.24245458	7%			19.376	14.708	75.91%	
			Commercial/Industrial-HT	85		85	0%	34.829		34.8285	21%		223.379		223.3788499	59%			167.826	139.727	83.26%	
			Others	930		930	1%	2.697		2.697	2%		47.278		47.27824244	13%			31.009	32.229	103.94%	
<b>Sub-total</b>				<b>111444</b>	<b>0</b>	<b>111444</b>	<b>100%</b>	<b>169.11674</b>	<b>0</b>	<b>169.11674</b>	<b>100%</b>	<b>460.8576</b>	<b>377.3945</b>	<b>0</b>	<b>377.3944593</b>	<b>100%</b>	<b>83.46318</b>	<b>18%</b>	<b>240.910824</b>	<b>218.731508</b>	<b>90.79%</b>	<b>26%</b>
18	PARADEEP	KED-I	Residential	190374		190374	93%	192.408		192.40815	79%	345.63	136.012		136.0117789	58%	112.532	33%	49.920	59.158	118.51%	
			Agricultural	1431	4	1435	1%	9.617	0.027	9.644092488	4%		1.442	0.004	1.446057184	1%			0.925	1.234	133.37%	
			Commercial/Industrial-LT	10511		10511	5%	29.320		29.3195	12%		39.816		39.81568723	17%			28.031	23.570	84.09%	
			Commercial/Industrial-HT	116		116	0%	5.810		5.81	2%		22.862		22.86220251	10%			18.553	14.963	80.65%	
			Others	1801		1801	1%	6.338		6.338	3%		32.966		32.96630873	14%			24.512	21.064	85.93%	
<b>Sub-total</b>				<b>204233</b>	<b>4</b>	<b>204237</b>	<b>100%</b>	<b>243.49286</b>	<b>0.026882488</b>	<b>243.5197425</b>	<b>100%</b>	<b>345.634</b>	<b>233.098</b>	<b>0.004030821</b>	<b>233.1020346</b>	<b>100%</b>	<b>112.532</b>	<b>33%</b>	<b>121.940909</b>	<b>119.988628</b>	<b>98.40%</b>	<b>34%</b>
19	PARADEEP	KED-II	Residential	90083		90083	94%	89.945		89.9446	84%	120.27	47.200		47.2004014	63%	45.54238	38%	18.580	19.953	107.39%	
			Agricultural	527	0	527	1%	3.198	0.000	3.19825	3%		0.145	0.000	0.14531389	0%			0.152	0.099	65.42%	
			Commercial/Industrial-LT	4218		4218	4%	10.884		10.8835	10%		13.284		13.28367202	18%			9.091	8.113	89.24%	
			Commercial/Industrial-HT	23		23	0%	0.750		0.7495	1%		1.737		1.737095312	2%			1.437	1.494	104.01%	
			Others	690		690	1%	1.990		1.98985	2%		12.359		12.35918301	17%			7.389	5.313	71.90%	
<b>Sub-total</b>				<b>95541</b>	<b>0</b>	<b>95541</b>	<b>100%</b>	<b>106.7657</b>	<b>0</b>	<b>106.7657</b>	<b>100%</b>	<b>120.268</b>	<b>74.72567</b>	<b>0</b>	<b>74.72566837</b>	<b>100%</b>	<b>45.54238</b>	<b>38%</b>	<b>36.648162</b>	<b>34.9718028</b>	<b>95.43%</b>	<b>41%</b>
20	PARADEEP	JED	Residential	125253		125253	93%	122.085		122.0845	82%	197.82	96.442		96.44192551	73%	65.40706	33%	36.786	41.658	113.24%	
			Agricultural	1283	13	1296	1%	4.430	0.045	4.475291037	3%		2.497	0.025	2.522497718	2%			0.675	0.442	65.48%	
			Commercial/Industrial-LT	6308		6308	5%	17.417		17.4168	12%		24.433		24.43323424	18%			18.691	14.348	76.77%	
			Commercial/Industrial-HT	46		46	0%	1.398		1.398	1%		2.853		2.853432338	2%			3.087	2.486	80.52%	
			Others	1114		1114	1%	3.338		3.3375	2%		6.165		6.165456199	5%			5.194	5.513	106.14%	
<b>Sub-total</b>				<b>134004</b>	<b>13</b>	<b>134017</b>	<b>100%</b>	<b>148.6672</b>	<b>0.044891037</b>	<b>148.712091</b>	<b>100%</b>	<b>197.8236</b>	<b>132.3912</b>	<b>0.025302832</b>	<b>132.416546</b>	<b>100%</b>	<b>65.40706</b>	<b>33%</b>	<b>64.4328462</b>	<b>64.446496</b>	<b>100.02%</b>	<b>33%</b>

76	Total	Residential	2669256	9	2669265	91%	3532.8842	0.02556622	3532.909746	72%	8814.325	2705.049	0	2705.048943	40%	2081.729	24%	1076.15609	1210.74915	112.51%	
		Agricultural	29798	1095	30893	1%	117.74029	3.612764055	121.3530541	2%		58.50854	2.145242731	60.65377964	1%			19.7500589	14.1337678	71.56%	
		Commercial/Industrial-LT	200554	0	200554	7%	731.2709	0	731.2709	15%		891.0176	0	891.0175563	13%			623.823073	583.176282	93.48%	
		Commercial/Industrial-HT	3839	0	3839	0%	335.78181	0	335.78181	7%		2316.751	0	2316.75097	34%			1669.14241	1500.89169	89.92%	
		Others	22936	0	22936	1%	179.53141	0	179.53141	4%		759.1246	0	759.1246298	11%			550.19667	553.847367	100.66%	
77	At company level		2926383	1104	2927487	100%	4897.2086	3.638330275	4900.84692	100%	8814.325	6730.451	2.145242731	6732.595879	100%	2081.729	24%	3939.06831	3862.79825	98.06%	25%

\*\* Note - It shall be mandatory to record the energy supplied separately for each category of consumers which is being provided a separate rate of subsidy in the tariff, by the state government, so that the subsidy due for the electricity distribution company is quarterly calculated by multiplying the energy supplied to each of such category of consumers by the applicable rate of subsidy notified by the state government.

Color code	Parameter
	Please enter name of circle
	Please enter circle code
0	Please enter numeric value or 0
	Formula protected

I/We undertake that the information supplied in this Document and Pro-forma is accurate to the best of my knowledge and if any of the information supplied is found to be incorrect and such information result into loss to the Central Government or State Government or any of the authority under them or any other person affected, I/we undertake to indemnify such loss.

Authorised Signatory and Seal

Name of Authorised Signatory:

**MANOJ DAS**  
D.G.M. (Electrical)  
TPCODL

Name of the DISCOM:

Full Address:-

Seal

Signature:-

Name of Energy Manager:

Registration Number:

Signature  
Name - Amulya Kumar Mohini  
Accredited Energy Auditor  
Regd. No - AEA-002  
Energy Consultancy Services



**Form-Input energy(Details of Input energy & Infrastructure)**

**A. Summary of energy input & Infrastructure**

S.No	Parameters	Period From....To....	Remarks (Source of data)
A.1	Input Energy purchased (MU)	8814.321	
A.2	Transmission loss (%)	0%	
A.3	Transmission loss (MU)	0	
A.4	Energy sold outside the periphery(MU)	3.11	
A.5	Open access sale (MU)	162.90	
A.6	EHT sale	1148.79	
A.7	Net input energy (received at DISCOM periphery or at distribution point)-(MU)	8814.32	
A.8	Is 100% metering available at 66/33 kV (Select yes or no from list)	Yes	
A.9	Is 100% metering available at 11 kV (Select yes or no from list)	No	
A.10	% of metering available at DT	11%	
A.11	% of metering available at consumer end	99%	
A.12	No of feeders at 66kV voltage level	0	
A.13	No of feeders at 33kV voltage level	216	
A.14	No of feeders at 11kV voltage level	1229	
A.15	No of LT feeders level	76309	
A.16	Line length (ckt. km) at 66kV voltage level	0	
A.17	Line length (ckt. km) at 33kV voltage level	3916.13	
A.18	Line length (ckt. km) at 11kV voltage level	38620.9	
A.19	Line length (km) at LT level	49491.3	
A.20	Length of Aerial Bunched Cables	39584.8603	
A.21	Length of Underground Cables	1000.245	
A.22	HT/LT ratio	0.86	

**B. Meter reading of Input energy at injection points**

S.No	Zone	Circle	Voltage Level (KVA)	Feeder ID	Feeder Name	Feeder Metering Status (Metered/unmetered/AMI/AMR)	Status of Meter (Functional/Non-functional)	Metering Date	Feeder Type (Agri/Industrial/Mixed)	Period from...to...			
								Date of last actual meter reading/communication		Meter S.No	CT/PT ratio	Import (MU)	Export (MU)
1	ANGUL	ANGUL	33 KV	17030AP01	ANGUL- TRF-1	METERED	FUNCTIONAL	01.04.2022	MIXED	APM03508	1	54.44179	0
2	ANGUL	ANGUL	33 KV	17030AP01	ANGUL- TRF-1	METERED	FUNCTIONAL	01.04.2022	MIXED	OPT02219	1	20.22214	0
3	ANGUL	ANGUL	33 KV	17030AP02	ANGUL- TRF-2	METERED	FUNCTIONAL	01.04.2022	MIXED	APM03526	1	52.31577	0
4	ANGUL	ANGUL	33 KV	17030AP02	ANGUL- TRF-2	METERED	FUNCTIONAL	01.04.2022	MIXED	OPT02220	1	19.44372	0
5	ANGUL	ANGUL	33 KV	17030AP03	ANGUL- TRF-3	METERED	FUNCTIONAL	01.04.2022	MIXED	OPT00473	1	44.39373	0
6	ANGUL	ANGUL	33 KV	17030AP03	ANGUL- TRF-3	METERED	FUNCTIONAL	01.04.2022	MIXED	OPT00933	1	2.801414	0
7	ANGUL	ANGUL	132 KV	17030701	ANGUL-MCL FDR-1	METERED	FUNCTIONAL	01.04.2022	INDUSTRIAL	OPT00706	1	96.85667	0
8	ANGUL	ANGUL	132 KV	17030702	ANGUL-MCL FDR-2	METERED	FUNCTIONAL	01.04.2022	INDUSTRIAL	OPT01859	1	89.86087	0
9	ANGUL	ANGUL	132 KV	17030702	ANGUL-MCL FDR-2	METERED	FUNCTIONAL	01.04.2022	INDUSTRIAL	OPT0 1859	1	8.00633	0
10	ANGUL	ANGUL	33 KV	17030STN02	ANGUL-PGCIL STN.TERTIARY	METERED	FUNCTIONAL	01.04.2022	INDUSTRIAL	NP5942-A	1	0.829723	0
11	ANGUL	ANGUL	0.4 KV	17030STN01	ANGUL-STATION CONSUMPTION	METERED	FUNCTIONAL	01.04.2022	STATION	CSC00075	1	0	0.07856
12	ARATI STEEL	ARATI STEEL	132 KV		ARATI STEEL-ARATI STEEL	METERED	FUNCTIONAL	01.04.2022	INDUSTRIAL	APM02259	1	1.944356	0
13	ARATI STEEL	ARATI STEEL	132 KV		ARATI STEEL-ARATI STEEL	METERED	FUNCTIONAL	01.04.2022	INDUSTRIAL	OPT01127	1	6.31658	0
14	ARGUL	ARGUL	33 KV	17009AP01	ARGUL- TRF-1	METERED	FUNCTIONAL	01.04.2022	MIXED	OPT00885	1	3.2822	0
15	ARGUL	ARGUL	33 KV	17009AP01	ARGUL- TRF-1	METERED	FUNCTIONAL	01.04.2022	MIXED	OPT00679	1	36.11679	0
16	ARGUL	ARGUL	33 KV	17009AP02	ARGUL- TRF-2	METERED	FUNCTIONAL	01.04.2022	MIXED	OPT00724	1	0.30537	0
17	ARGUL	ARGUL	33 KV	17009AP02	ARGUL- TRF-2	METERED	FUNCTIONAL	01.04.2022	MIXED	OPT00532	1	29.77993	0
18	ARGUL	ARGUL	33 KV	17009AP03	ARGUL- TRF-3	METERED	FUNCTIONAL	01.04.2022	MIXED	OPT00666	1	2.320265	0
19	ARGUL	ARGUL	33 KV	17009AP03	ARGUL- TRF-3	METERED	FUNCTIONAL	01.04.2022	MIXED	OPT00415	1	12.85094	0
20	ARGUL	ARGUL	0.4 KV	17009STN01	ARGUL-STATION	METERED	FUNCTIONAL	01.04.2022	STATION	TC2500195	1	0	0.012892

21	ARGUL	ARGUL	0.4 KV	17009STN01	ARGUL-STATION CONSUMPTION	METERED	FUNCTIONAL	01.04.2022	STATION	449179	1	0	0.086563
22	BADAGADA	BADAGADA	33 KV	17004AP01	BADAGADA - TRF-1	METERED	FUNCTIONAL	01.04.2022	MIXED	OPT00001	1	79.22348	0
23	BADAGADA	BADAGADA	33 KV	17004AP01	BADAGADA - TRF-1	METERED	FUNCTIONAL	01.04.2022	MIXED	OPT00001	1	0	0
24	BADAGADA	BADAGADA	33 KV	17004AP02	BADAGADA - TRF-2	METERED	FUNCTIONAL	01.04.2022	MIXED	OPT00033	1	77.23194	0
25	BADAGADA	BADAGADA	0.4 KV	17004STN01	BADAGADA - STATION CONSUMPTION	METERED	FUNCTIONAL	01.04.2022	STATION	LNT21535	1	0	0.091437
26	BALUGAON	BALUGAON	33 KV	17015AP01	BALUGAON - TRF-1	METERED	FUNCTIONAL	01.04.2022	MIXED	OPT00611	1	88.72133	0
27	BALUGAON	BALUGAON	33 KV	17015AP01	BALUGAON - TRF-1	METERED	FUNCTIONAL	01.04.2022	MIXED	OPT0061 j	1	8.19452	0
28	BALUGAON	BALUGAON	33 KV	17015AP02	BALUGAON - TRF-2	METERED	FUNCTIONAL	01.04.2022	MIXED	APM12642	1	65.98794	0
29	BALUGAON	BALUGAON	33 KV	17015AP03	BALUGAON - TRF-3	METERED	FUNCTIONAL	01.04.2022	MIXED	OPT02159	1	38.03818	0
30	BALUGAON	BALUGAON	33 KV	17015409	BALUGAON - KHALIKOTE FDR	METERED	FUNCTIONAL	01.04.2022	MIXED	OPT00747	1	0	99.472
31	BALUGAON	BALUGAON	132 KV	17015701	BALUGAON -SOLARI TRACTION	METERED	FUNCTIONAL	01.04.2022	INDUSTRIAL	OPT00769	1	7.83371	0
32	BALUGAON	BALUGAON	132 KV	17015701	BALUGAON -SOLARI TRACTION	METERED	FUNCTIONAL	01.04.2022	INDUSTRIAL	OPT00789	1	23.37567	0
33	BALUGAON	BALUGAON	0.4 KV	17015STN01	BALUGAON - STATION CONSUMPTION	METERED	FUNCTIONAL	01.04.2022	STATION	CESU0072	1	0	0.08364
34	BANKI	BANKI	33 KV	17010AP01	BANKI- TRF-1	METERED	FUNCTIONAL	01.04.2022	MIXED	OPT00450	1	33.67848	0
35	BANKI	BANKI	33 KV	17010AP02	BANKI- TRF-2	METERED	FUNCTIONAL	01.04.2022	MIXED	OPT00733	1	23.83959	0
36	BANKI	BANKI	0.4 KV	17010STN01	BANKI-STATION CONSUMPTION	METERED	FUNCTIONAL	01.04.2022	STATION	CESO-0859	1	0	0.079956
37	BARANGA	BARANGA	11 KV	17050201	BARANGA-S N MOHANTY SOLAR	METERED	FUNCTIONAL	01.04.2022	SOLAR	Y0359639	1	0.905012	0
38	BARANGA	BARANGA	11 KV	17050201	BARANGA-S N MOHANTY SOLAR	METERED	FUNCTIONAL	01.04.2022	SOLAR	YO359639	1	0.094769	0
39	BARKOTE	BARKOTE	33 KV	17029401	BARKOTE-PALLAHARA FDR	METERED	FUNCTIONAL	01.04.2022	MIXED	APM12599	1	14.82364	0
40	BHUBANESWAR	BHUBANESWAR	33 KV	17001AP01	BHUBANESWAR - TRF-1	METERED	FUNCTIONAL	01.04.2022	MIXED	OPT00702	1	57.35148	0
41	BHUBANESWAR	BHUBANESWAR	33 KV	17001AP01	BHUBANESWAR - TRF-1	METERED	FUNCTIONAL	01.04.2022	MIXED	OPT02123	1	85.12479	0
42	BHUBANESWAR	BHUBANESWAR	33 KV	17001AP02	BHUBANESWAR - TRF-2	METERED	FUNCTIONAL	01.04.2022	MIXED	OPT00811	1	142.2865	0
43	BHUBANESWAR	BHUBANESWAR	33 KV	17001AP03	BHUBANESWAR - TRF-3	METERED	FUNCTIONAL	01.04.2022	MIXED	CIPT00664	1	9.83038	0
44	BHUBANESWAR	BHUBANESWAR	33 KV	17001AP03	BHUBANESWAR - TRF-3	METERED	FUNCTIONAL	01.04.2022	MIXED	OPT00664	1	132.95	0
45	BHUBANESWAR	BHUBANESWAR	0.4 KV	17001STN01	BHUBANESWAR - STATION CONSUMPTION	METERED	FUNCTIONAL	01.04.2022	STATION	OSE16126	1	0	0.076162

46	BIDANASI	BIDANASI	33 KV	17019AP01	BIDANASI- TRF-1	METERED	FUNCTIONAL	01.04.2022	MIXED	APM03573	1	144.2132	0
47	BIDANASI	BIDANASI	33 KV	17019AP02	BIDANASI- TRF-2	METERED	FUNCTIONAL	01.04.2022	MIXED	OPT01181	1	107.4254	0
48	BIDANASI	BIDANASI	33 KV	17019AP02	BIDANASI- TRF-2	METERED	FUNCTIONAL	01.04.2022	MIXED	OPT02248	1	13.07473	0
49	BIDANASI	BIDANASI	33 KV	17019AP03	BIDANASI- TRF-3	METERED	FUNCTIONAL	01.04.2022	MIXED	APM12578	1	88.44575	0
50	BIDANASI	BIDANASI	0.4 KV	17019STN01	BIDANASI-STATION CONSUMPTION	METERED	FUNCTIONAL	01.04.2022	STATION	CSC18471	1	0	0.162885
51	BOINDA	BOINDA	33 KV	17031AP01	BOINDA- TRF-1	METERED	FUNCTIONAL	01.04.2022	MIXED	APM03664	1	30.49109	0
52	BOINDA	BOINDA	33 KV	17031AP01	BOINDA- TRF-1	METERED	FUNCTIONAL	01.04.2022	MIXED	OPT02225	1	12.08814	0
53	BOINDA	BOINDA	33 KV	17031AP00	BOINDA- TRF-2	METERED	FUNCTIONAL	01.04.2022	MIXED	APM03665	1	18.90118	0
54	BOINDA	BOINDA	33 KV	17031AP01	BOINDA- TRF-2	METERED	FUNCTIONAL	01.04.2022	MIXED	OPT02227	1	7.531273	0
55	BOINDA	BOINDA	33 KV	17031AP03	BOINDA- TRF-3	METERED	FUNCTIONAL	01.04.2022	MIXED	OPT00794	1	1.852055	0
56	BOINDA	BOINDA	33 KV	17031AP03	BOINDA- TRF-3	METERED	FUNCTIONAL	01.04.2022	MIXED	OPT00661	1	26.68962	0
57	BOINDA	BOINDA	0.4 KV	17031STN01	BOINDA-STATION CONSUMPTION	METERED	FUNCTIONAL	01.04.2022	STATION	621046	1	0	0.092376
58	BOINDA	BOINDA	132 KV	17031701	BOINDA-TRACTION FEEDER	METERED	FUNCTIONAL	01.04.2022	INDUSTRIAL	OPT01920	1	19.18074	0
59	BPPL	BPPL	132 KV		BPPL S/W FDR-II- BIDANASI	METERED	FUNCTIONAL	01.04.2022	INDUSTRIAL	XB575559	1	0.00001	0
60	BPPL	BPPL	132 KV		BPPL S/W-BIDANASI	METERED	FUNCTIONAL	01.04.2022	INDUSTRIAL	XB575558	1	0.00499	0

61	BPPL S/W FDR-I	BPPL S/W FDR-I	132 KV	17051701	BPPL S/W-TS ALLOY/BHUBANESWAR POWER	METERED	FUNCTIONAL	01.04.2022	INDUSTRIAL	XB575555	1	0.00594	0
62	BRAJABIHARPUR	BRAJABIHARPUR	0.4 KV	17052STN01	BRAJABIHARPUR-STATION	METERED	FUNCTIONAL	01.04.2022	STATION	2975787	1	0	0.052038
63	BRAJABIHARPUR	BRAJABIHARPUR	33 KV	17052AP01	BRAJABIHARPUR-TFR-1	METERED	FUNCTIONAL	01.04.2022	MIXED	OPT02087	1	0.386554	0
64	BRAJABIHARPUR	BRAJABIHARPUR	33 KV	17052AP02	BRAJABIHARPUR-TFR-2	METERED	FUNCTIONAL	01.04.2022	MIXED	OPT02089	1	0.384194	0
65	CHAINPAL	CHAINPAL	132 KV	17027701	CHAINPAL-FCI FDR-1	METERED	FUNCTIONAL	01.04.2022	INDUSTRIAL	OPT02388	1	0.32683	0
66	CHAINPAL	CHAINPAL	0.4 KV	17027STN01	CHAINPAL-STATION CONSUMPTION	METERED	FUNCTIONAL	01.04.2022	STATION	LNT21396	1	0	0.108256
67	CHAINPAL	CHAINPAL	33 KV	17027AP01	CHAINPAL-TFR-1	METERED	FUNCTIONAL	01.04.2022	MIXED	APM03575	1	9.363892	0
68	CHAINPAL	CHAINPAL	33 KV	17027AP01	CHAINPAL-TFR-1	METERED	FUNCTIONAL	01.04.2022	MIXED	OPT001064	1	104.1163	0
69	CHAINPAL	CHAINPAL	33 KV	17027AP02	CHAINPAL-TFR-2	METERED	FUNCTIONAL	01.04.2022	MIXED	OPT01166	1	87.14442	0
70	CHAINPAL	CHAINPAL	33 KV	17027AP03	CHAINPAL-TFR-3	METERED	FUNCTIONAL	01.04.2022	MIXED	APM03683	1	5.640235	0
71	CHAINPAL	CHAINPAL	33 KV	17027AP03	CHAINPAL-TFR-3	METERED	FUNCTIONAL	01.04.2022	MIXED	OPT00915	1	62.503945	0
72	CHAINPAL	CHAINPAL	132 KV	17027702	CHAINPAL-TRACTION	METERED	FUNCTIONAL	01.04.2022	INDUSTRIAL	OPT01213	1	65.31522	0
73	CHANDAKA	CHANDAKA	33 KV	17002AP01	CHANDAKA- TRF-1	METERED	FUNCTIONAL	01.04.2022	MIXED	OPT01874	1	177.3325	0
74	CHANDAKA	CHANDAKA	33 KV	17002AP02	CHANDAKA- TRF-2	METERED	FUNCTIONAL	01.04.2022	MIXED	OPT01875	1	160.792617	0
75	CHANDAKA	CHANDAKA	33 KV	17002AP02	CHANDAKA- TRF-2	METERED	FUNCTIONAL	01.04.2022	MIXED	OPT01875	1	17.75894	0
76	CHANDAKA	CHANDAKA	33 KV	17002AP03	CHANDAKA- TRF-3	METERED	FUNCTIONAL	01.04.2022	MIXED	APM12602	1	155.561978	0
77	CHANDAKA	CHANDAKA	33 KV	17002AP03	CHANDAKA- TRF-3	METERED	FUNCTIONAL	01.04.2022	MIXED	APM 12602	1	17.804778	0
78	CHANDAKA	CHANDAKA	0.4 KV	17002STN01	CHANDAKA-STATION CONSUMPTION	METERED	FUNCTIONAL	01.04.2022	STATION	LNT21234	1	0	0.457658
79	CHANDIKHOL	CHANDIKHOL	33 KV	17017AP01	CHANDIKHOL- BADCHANA FDR	METERED	FUNCTIONAL	01.04.2022	MIXED	OPT02063	1	82.139204	0



80	CHANDPUR	CHANDPUR	33 KV	17016AP01	CHANDPUR- TRF-1	METERED	FUNCTIONAL	01.04.2022	MIXED	OPT00135	1	14.201838	0
81	CHANDPUR	CHANDPUR	33 KV	17016AP02	CHANDPUR- TRF-2	METERED	FUNCTIONAL	01.04.2022	MIXED	OPT00159	1	15.613696	0
82	CHANDPUR	CHANDPUR	33 KV	17016AP03	CHANDPUR- TRF-3	METERED	FUNCTIONAL	01.04.2022	MIXED	OPT01461	1	41.799	0
83	CHANDPUR	CHANDPUR	33 KV	17016AP03	CHANDPUR- TRF-3	METERED	FUNCTIONAL	01.04.2022	MIXED	OPT01462	1	4.949694	0
84	CHANDPUR	CHANDPUR	11 KV	17016201	CHANDPUR-MGM SOLAR	METERED	FUNCTIONAL	01.04.2022	SOLAR	ORBP8178	1	1.026049	0
85	CHANDPUR	CHANDPUR	0.4 KV	17016STN01	CHANDPUR-STATION CONSUMPTION	METERED	FUNCTIONAL	01.04.2022	STATION	449113	1	0	0.059748
86	CHANDPUR	CHANDPUR	11 KV	17016202	CHANDPUR-VIVACITY/PAN TIME SOLAR	METERED	FUNCTIONAL	01.04.2022	SOLAR	ORBR4979	1	0.816826	0
87	CHOUDWAR	CHOUDWAR	33 KV	17018AP02	CHOUDWAR- TRF-2	METERED	FUNCTIONAL	01.04.2022	MIXED	APM03522	1	8.139518	0
88	CHOUDWAR	CHOUDWAR	33 KV	17018AP02	CHOUDWAR- TRF-2	METERED	FUNCTIONAL	01.04.2022	MIXED	OPT02266	1	35.72781	0
89	CHOUDWAR	CHOUDWAR	33 KV	17018AP03	CHOUDWAR- TRF-3	METERED	FUNCTIONAL	01.04.2022	MIXED	OPT01126	1	148.69694	0
90	CHOUDWAR	CHOUDWAR	33 KV	17018AP03	CHOUDWAR- TRF-3	METERED	FUNCTIONAL	01.04.2022	MIXED	OPT02231	1	8.420581	0
91	CHOUDWAR	CHOUDWAR	33 KV	17018AP04	CHOUDWAR- TRF-4	METERED	FUNCTIONAL	01.04.2022	MIXED	APM12637	1	49.457496	0
92	CHOUDWAR	CHOUDWAR	33 KV	17018AP04	CHOUDWAR- TRF-4	METERED	FUNCTIONAL	01.04.2022	MIXED	OPT02232	1	28.342439	0
93	CHOUDWAR	CHOUDWAR	33 KV	17018AP04	CHOUDWAR- TRF-4	METERED	FUNCTIONAL	01.04.2022	MIXED	EST001/OPT02232	1	83.847732	0
94	CHOUDWAR	CHOUDWAR	0.4 KV	17018STN01	CHOUDWAR-STATION CONSUMPTION	METERED	FUNCTIONAL	01.04.2022	STATION	621206	1	0	0.284328
95	CHOUDWAR	CHOUDWAR	132 KV	17018701	CHOUDWAR-TRACTION	METERED	FUNCTIONAL	01.04.2022	INDUSTRIAL	OPT01177	1	56.64271	0
96	CHOUDWAR	CHOUDWAR	132 KV	17018701	CHOUDWAR-TRACTION	METERED	FUNCTIONAL	01.04.2022	INDUSTRIAL	OPT02230	1	5.482442	0
97	CUTTACK	CUTTACK	33 KV	17020AP01	CUTTACK- TRF-1	METERED	FUNCTIONAL	01.04.2022	MIXED	APM03548	1	112.960638	0
98	CUTTACK	CUTTACK	33 KV	17020AP02	CUTTACK- TRF-2	METERED	FUNCTIONAL	01.04.2022	MIXED	OPT01855	1	42.07248	0
99	CUTTACK	CUTTACK	33 KV	17020AP02	CUTTACK- TRF-2	METERED	FUNCTIONAL	01.04.2022	MIXED	APM03789	1	71.851857	0
100	CUTTACK	CUTTACK	33 KV	17020AP03	CUTTACK- TRF-3	METERED	FUNCTIONAL	01.04.2022	MIXED	OPT01856	1	109.90586	0

101	CUTTACK	CUTTACK	0.4 KV	17020STN01	CUTTACK-STATION CONSUMPTION	METERED	FUNCTIONAL	01.04.2022	STATION	OSC08866	1	0	0.1746
102	DHENKANAL	DHENKANAL	33 KV	17024AP01	DHENKANAL- TRF-1	METERED	FUNCTIONAL	01.04.2022	MIXED	APM02480	1	69.720552	0
103	DHENKANAL	DHENKANAL	33 KV	17024AP01	DHENKANAL- TRF-1	METERED	FUNCTIONAL	01.04.2022	MIXED	OPT02237	1	25.559982	0
104	DHENKANAL	DHENKANAL	33 KV	17024AP02	DHENKANAL- TRF-2	METERED	FUNCTIONAL	01.04.2022	MIXED	APM03580	1	65.600332	0
105	DHENKANAL	DHENKANAL	33 KV	17024AP02	DHENKANAL- TRF-2	METERED	FUNCTIONAL	01.04.2022	MIXED	OPT02235	1	27.105161	0
106	DHENKANAL	DHENKANAL	33 KV	17024AP03	DHENKANAL- TRF-3	METERED	FUNCTIONAL	01.04.2022	MIXED	OPT00721	1	92.030446	0
107	DHENKANAL	DHENKANAL	132 KV		DHENKANAL-JORONDA TRACTION FDR	METERED	FUNCTIONAL	01.04.2022	INDUSTRIAL	OPT02241	1	21.702296	0
108	DHENKANAL	DHENKANAL	33 KV		DHENKANAL-NARVERAM / SCAW FDR	METERED	FUNCTIONAL	01.04.2022	INDUSTRIAL	OPT02239	1	0.342284	0
109	DHENKANAL	DHENKANAL	33 KV	17024407	DHENKANAL-NARVERAM/SCAW FDR	METERED	FUNCTIONAL	01.04.2022	MIXED	APM12572	1	0.447605	0
110	DHENKANAL	DHENKANAL	0.4 KV	17024STN01	DHENKANAL-STATION CONSUMPTION	METERED	FUNCTIONAL	01.04.2022	STATION	LNT21528	1	0	0.101002
111	DHENKANAL	DHENKANAL	132 KV	17024701	DHENKANAL-TRACTION	METERED	FUNCTIONAL	01.04.2022	INDUSTRIAL	APM03718	1	41.938959	0
112	GLOBAL	GLOBAL	0.4 KV	17054STN01	GLOBAL-GLOBAL STATION CONSUMPTION	METERED	FUNCTIONAL	01.04.2022	INDUSTRIAL	2978848	1	0.045424	0
113	GLOBAL	GLOBAL	132 KV	17054701	GLOBAL-HEAVY WATER FDR	METERED	FUNCTIONAL	01.04.2022	INDUSTRIAL	OPT01451	1	3.20289	0
114	GLOBAL	GLOBAL	0.4 KV		GLOBAL-STATION	METERED	FUNCTIONAL	01.04.2022	STATION	STATION	1	0	0.013606
115	GLOBAL	GLOBAL	33 KV	17054AP01	GLOBAL-TRF -1	METERED	FUNCTIONAL	01.04.2022	INDUSTRIAL	OPT02056	1	2.777005	0



116	GODA	GODA	33 KV		GODA-TRF -1	METERED	FUNCTIONAL	01.04.2022	MIXED	OPT01971	1	4.116129	0
117	HIND METALLCS	HIND METALLCS	132 KV	17056701	HIND METALLCS -MGM FDR	METERED	FUNCTIONAL	01.04.2022	INDUSTRIAL	OPT01272	1	0.034718	0
118	HIND METALLCS	HIND METALLCS	132 KV	17056701	HIND METALLCS -MGM FDR	METERED	FUNCTIONAL	01.04.2022	INDUSTRIAL	OPT01335	1	0.631206	0
119	HIND METALLCS	HIND METALLCS	132 KV	17056702	HIND METALLCS - NAVABHARAT FDR-1	METERED	FUNCTIONAL	01.04.2022	INDUSTRIAL	OPT02178	1	0.000001	0
120	HIND METALLCS	HIND METALLCS	132 KV	17056702	HIND METALLCS - NAVABHARAT FDR-1	METERED	FUNCTIONAL	01.04.2022	INDUSTRIAL	OPT02178	1	0.809381	0
121	HIND METALLCS	HIND METALLCS	132 KV	17056703	HIND METALLCS - NAVABHARAT FDR-2	METERED	FUNCTIONAL	01.04.2022	INDUSTRIAL	OPT02180	1	0.048903	0
122	HIND METALLCS	HIND METALLCS	132 KV	17056704	HIND METALLCS -SGEL FDR	METERED	FUNCTIONAL	01.04.2022	INDUSTRIAL	APMB2077	1	0.518058	0
123	HIND METALLCS	HIND METALLCS	132 KV	17056705	HIND METALLCS - TRACTION	METERED	FUNCTIONAL	01.04.2022	INDUSTRIAL	APM03744	1	53.554632	0
124	HIND METALLCS	HIND METALLCS	33 KV		HIND METALLCS -TRF-1	METERED	FUNCTIONAL	01.04.2022	INDUSTRIAL	OPT01481	1	7.653779	0
125	HIND METALLCS	HIND METALLCS	0.4 KV		HIND METALLCS/MERAMUNDALI-STATION	METERED	FUNCTIONAL	01.04.2022	STATION	2978616	1	0	0.011843
126	HIND METALLCS	HIND METALLCS	0.4 KV		HIND METALLCS/MERAMUNDALI-STATION	METERED	FUNCTIONAL	01.04.2022	STATION	LNT21378	1	0	0.023144
127	HYDRO INJECTION	HYDRO INJECTION			HYDRO INJECTION	METERED	FUNCTIONAL	01.04.2022	MIXED		1	0.044992	0
128	ICCL	ICCL	0.4 KV	0	ICCL-STATION CONSUMPTION	METERED	FUNCTIONAL	01.04.2022	STATION	CESO0678	1	0	0.014204
129	INFOCITY-II GIS	INFOCITY-II GIS	0.4 KV	17041STN01	INFOCITY -II GIS,1 & 2-STATION CONSUMPTION	METERED	FUNCTIONAL	01.04.2022	STATION	CESO0839	1	0	0.156896
130	INFOCITY-II GIS	INFOCITY-II GIS	33 KV	17041AP01	INFOCITY-II GIS-TRF-1 ,220/33 KV	METERED	FUNCTIONAL	01.04.2022	MIXED	OPT00728	1	29.15679	0
131	INFOCITY-II GIS	INFOCITY-II GIS	33 KV	17041AP01	INFOCITY-II GIS-TRF-1 ,220/33 KV	METERED	FUNCTIONAL	01.04.2022	MIXED	OPT00761	1	20.19552	0
132	INFOCITY-II GIS	INFOCITY-II GIS	33 KV	17041AP02	INFOCITY-II GIS-TRF-2, 220/33 KV	METERED	FUNCTIONAL	01.04.2022	MIXED	OPT00729	1	24.46824	0
133	JAGATSINGHPUR	JAGATSINGHPUR	33 KV	17037AP01	JAGATSINGHPUR- TRF-1	METERED	FUNCTIONAL	01.04.2022	MIXED	APM03731	1	3.335034	0
134	JAGATSINGHPUR	JAGATSINGHPUR	33 KV	17037AP01	JAGATSINGHPUR- TRF-1	METERED	FUNCTIONAL	01.04.2022	MIXED	OPT01009	1	58.902148	0
135	JAGATSINGHPUR	JAGATSINGHPUR	33 KV	17037AP02	JAGATSINGHPUR- TRF-2	METERED	FUNCTIONAL	01.04.2022	MIXED	APM03742	1	3.267377	0
136	JAGATSINGHPUR	JAGATSINGHPUR	33 KV	17037AP02	JAGATSINGHPUR- TRF-2	METERED	FUNCTIONAL	01.04.2022	MIXED	OPT01216	1	54.269698	0
137	JAGATSINGHPUR	JAGATSINGHPUR	33 KV	17037AP03	JAGATSINGHPUR- TRF-3	METERED	FUNCTIONAL	01.04.2022	MIXED	APM12595	1	99.140118	0
138	JAGATSINGHPUR	JAGATSINGHPUR	0.4 KV	17037STN01	JAGATSINGHPUR-STATION CONSUMPTION	METERED	FUNCTIONAL	01.04.2022	STATION	OSE10392	1	0	0.086832
139	JAGATSINGHPUR	JAGATSINGHPUR	132 KV	17037701	JAGATSINGHPUR- TRACTION	METERED	FUNCTIONAL	01.04.2022	INDUSTRIAL	APM12596	1	61.08064	0
140	KALARANGI	KALARANGI	33 KV	17026AP01	KALARANGI- TRF-1	METERED	FUNCTIONAL	01.04.2022	MIXED	OPT01652	1	25.397855	0
141	KALARANGI	KALARANGI	33 KV	17026AP01	KALARANGI- TRF-1	METERED	FUNCTIONAL	01.04.2022	MIXED	APM03762	1	2.863495	0
142	KALARANGI	KALARANGI	33 KV	17026AP03	KALARANGI- TRF-3	METERED	FUNCTIONAL	01.04.2022	MIXED	STA04527	1	41.282893	0
143	KALARANGI	KALARANGI	33 KV	17026AP03	KALARANGI- TRF-3	METERED	FUNCTIONAL	01.04.2022	MIXED	APM03777	1	1.743683	0
144	KALARANGI	KALARANGI	0.4 KV	17026STN01	KALARANGI-STATION CONSUMPTION	METERED	FUNCTIONAL	01.04.2022	STATION	CSC08229	1	0	0.060135
145	KAMAKHYANAGAR	KAMAKHYANAGAR	33 KV	17025AP01	KAMAKHYANAGAR- TRF-1	METERED	FUNCTIONAL	01.04.2022	MIXED	OPT01262	1	11.611913	0
146	KAMAKHYANAGAR	KAMAKHYANAGAR	33 KV	17025AP01	KAMAKHYANAGAR- TRF-1	METERED	FUNCTIONAL	01.04.2022	MIXED	OPT01026	1	38.491105	0
147	KAMAKHYANAGAR	KAMAKHYANAGAR	33 KV	17025AP01	KAMAKHYANAGAR- TRF-1	METERED	FUNCTIONAL	01.04.2022	MIXED	OPT01262	1	3.470735	0



148	KAMAKHYANAGAR	KAMAKHYANAGAR	33 KV	17025AP02	KAMAKHYANAGAR- TRF-2	METERED	FUNCTIONAL	01.04.2022	MIXED	OPT01212	1	34.315904	0
149	KAMAKHYANAGAR	KAMAKHYANAGAR	33 KV	17025AP03	KAMAKHYANAGAR- TRF-3	METERED	FUNCTIONAL	01.04.2022	MIXED	OPT01215	1	34.31913	0
150	KAMAKHYANAGAR	KAMAKHYANAGAR	0.4 KV	17025STN01	KAMAKHYANAGAR- STATION CONSUMPTION	METERED	FUNCTIONAL	01.04.2022	STATION	LNT21387	1	0	0.076328
151	KENDRAPADA	KENDRAPADA	33 KV	17034AP02	KENDRAPADA- TRF-2	METERED	FUNCTIONAL	01.04.2022	MIXED	OPT01656	1	92.35686	0
152	KENDRAPADA	KENDRAPADA	33 KV	17034AP04	KENDRAPADA- TRF-4	METERED	FUNCTIONAL	01.04.2022	MIXED	OPT01658	1	87.35742	0
153	KENDRAPADA	KENDRAPADA	33 KV	17034AP04	KENDRAPADA- TRF-4	METERED	FUNCTIONAL	01.04.2022	MIXED	OPT01208	1	8.10288	0
154	KENDRAPADA	KENDRAPADA	0.4 KV	17034STN01	KENDRAPADA-STATION CONSUMPTION	METERED	FUNCTIONAL	01.04.2022	STATION	CSC09097	1	0	0.102248
155	KHAJURIAKATA	KHAJURIAKATA	33 KV	17040AP01	KHAJURIAKATA - TRF-1	METERED	FUNCTIONAL	01.04.2022	MIXED	OPT01005	1	20.157918	0
156	KHAJURIAKATA	KHAJURIAKATA	33 KV	17040AP02	KHAJURIAKATA - TRF-2	METERED	FUNCTIONAL	01.04.2022	MIXED	OPT00952	1	20.001467	0
157	KHAJURIAKATA	KHAJURIAKATA	0.4 KV	17040STN01	KHAJURIAKATA -STATION CONSUMPTION	METERED	FUNCTIONAL	01.04.2022	STATION	CSES00747	1	0	0.089472
158	KHUNTUNI GIS	KHUNTUNI GIS	132 KV	17044AP01	KHUNTUNI GIS- TRF-1	METERED	FUNCTIONAL	01.04.2022	INDUSTRIAL	OPT01530	1	27.08678	0
159	KHUNTUNI GIS	KHUNTUNI GIS	132 KV	17044AP02	KHUNTUNI GIS- TRF-2	METERED	FUNCTIONAL	01.04.2022	INDUSTRIAL	OPT01740	1	26.79693	0
160	KHUNTUNI GIS-2	KHUNTUNI GIS-2	0.4 KV	17044STN02	KHUNTUNI GIS-2-STATION CONSUMPTION	METERED	FUNCTIONAL	01.04.2022	STATION	621131	1	0	0.111104
161	KHUNTUNI	KHUNTUNI	0.4 KV		KHUNTUNI GIS-STATION	METERED	FUNCTIONAL	01.04.2022	STATION	ORU47776	1	0.484907	0
162	KHURDA	KHURDA	33 KV	17007AP01	KHURDA- TRF-1	METERED	FUNCTIONAL	01.04.2022	MIXED	OPT01876	1	101.11304	0
163	KHURDA	KHURDA	33 KV	17007AP02	KHURDA- TRF-2	METERED	FUNCTIONAL	01.04.2022	MIXED	OPT01877	1	97.81171	0
164	KHURDA	KHURDA	33 KV	17007AP02	KHURDA- TRF-2	METERED	FUNCTIONAL	01.04.2022	MIXED	OPT01877	1	10.77806	0
165	KHURDA	KHURDA	33 KV	17007AP03	KHURDA- TRF-3	METERED	FUNCTIONAL	01.04.2022	MIXED	APM03835	1	71.980175	0
166	KHURDA	KHURDA	33 KV	17007AP03	KHURDA- TRF-3	METERED	FUNCTIONAL	01.04.2022	MIXED	OPT02186	1	21.477688	0
167	KHURDA	KHURDA	33 KV	17007AP04	KHURDA- TRF-4	METERED	FUNCTIONAL	01.04.2022	MIXED	OPT00879	1	54.44224	0
168	KHURDA	KHURDA	33 KV	17007AP04	KHURDA- TRF-4	METERED	FUNCTIONAL	01.04.2022	MIXED	OPT00899	1	84.5064	0
169	KHURDA	KHURDA	132 KV		KHURDA- KAIPADARTRACTION	METERED	FUNCTIONAL	01.04.2022	INDUSTRIAL	OPT00776	1	6.71898	0
170	KHURDA	KHURDA	0.4 KV	17007STN01	KHURDA-STATION CONSUMPTION	METERED	FUNCTIONAL	01.04.2022	STATION	57625755	1	0	0.077405
171	KHURDA	KHURDA	132 KV	17007701	KHURDA-TRACTION	METERED	FUNCTIONAL	01.04.2022	INDUSTRIAL	OPT00778	1	25.70822	0
172	KHURDA	KHURDA	132 KV	17007701	KHURDA-TRACTION	METERED	FUNCTIONAL	01.04.2022	INDUSTRIAL	OPT01275	1	47.90245	0
173	KONARK	KONARK	33 KV	17006AP01	KONARK- TRF-1	METERED	FUNCTIONAL	01.04.2022	MIXED	OPT00716	1	24.747123	0
174	KONARK	KONARK	33 KV	17006AP01	KONARK- TRF-1	METERED	FUNCTIONAL	01.04.2022	MIXED	OPT00716	1	5.634334	0
175	KONARK	KONARK	33 KV	17006AP02	KONARK- TRF-2	METERED	FUNCTIONAL	01.04.2022	MIXED	OPT00805	1	30.446771	0
176	KONARK	KONARK	0.4 KV	17006STN01	KONARK-STATION CONSUMPTION	METERED	FUNCTIONAL	01.04.2022	STATION	2976063	1	0	0.077425
177	MANCHESWAR-B GIS	MANCHESWAR-B GIS	0.4 KV	17047STN01	MANCHESWAR-B GIS- STATION CONSUMPTION	METERED	FUNCTIONAL	01.04.2022	STATION	RCUD5056	1	0	0.096532
178	MANCHESWAR-B GIS	MANCHESWAR-B GIS	33 KV	17047AP01	MANCHESWAR-B GIS-TRF-1	METERED	FUNCTIONAL	01.04.2022	MIXED	OPT01495	1	29.86501	0
179	MANCHESWAR-B GIS	MANCHESWAR-B GIS	33 KV	17047AP01	MANCHESWAR-B GIS-TRF-1	METERED	FUNCTIONAL	01.04.2022	MIXED	OPT01485	1	0.89011	0
180	MANCHESWAR-B GIS	MANCHESWAR-B GIS	33 KV	17047AP02	MANCHESWAR-B GIS-TRF-2	METERED	FUNCTIONAL	01.04.2022	MIXED	OPT01525	1	54.95662	0
181	MANIA	MANIA	33 KV	17038AP01	MANIA- TRF-1	METERED	FUNCTIONAL	01.04.2022	MIXED	OPT00913	1	13.601598	0
182	MANIA	MANIA	33 KV	17038AP02	MANIA- TRF-2	METERED	FUNCTIONAL	01.04.2022	MIXED	OPT00921	1	2.606401	0
183	MANIA	MANIA	33 KV	17038AP02	MANIA- TRF-2	METERED	FUNCTIONAL	01.04.2022	MIXED	OPT00922	1	20.195234	0
184	MANIA	MANIA	0.4 KV	17038STN01	MANIA-STATION CONSUMPTION	METERED	FUNCTIONAL	01.04.2022	STATION	X0034281	1	0	0.045048
185	MARSAGHAI	MARSAGHAI	33 KV	17035AP02	MARSAGHAI- TRF-2	METERED	FUNCTIONAL	01.04.2022	MIXED	OPT00869	1	23.42177	0
186	MARSAGHAI	MARSAGHAI	33 KV	17035AP02	MARSAGHAI- TRF-2	METERED	FUNCTIONAL	01.04.2022	MIXED	OPT00938	1	45.694903	0

187	MARSAGHAI	MARSAGHAI	33 KV	17035AP02	MARSAGHAI- TRF-2	METERED	FUNCTIONAL	01.04.2022	MIXED	OPT00443	1	2.368412	0
188	MARSAGHAI	MARSAGHAI	132 KV	17035701	MARSAGHAI-KENDRAPARA TRACTION	METERED	FUNCTIONAL	01.04.2022	MIXED	OPT01441	1	17.05865	0
189	MARSAGHAI	MARSAGHAI	0.4 KV	17035STN02	MARSAGHAI-STATION CONSUMPTION	METERED	FUNCTIONAL	01.04.2022	STATION	2495281	1	0	0.063368
190	MENDHASAL	MENDHASAL	33 KV	17008AP01	MENDHASAL- TRF-1	METERED	FUNCTIONAL	01.04.2022	MIXED	OPT00790	1	0.092197	0
191	MENDHASAL	MENDHASAL	33 KV	17008AP01	MENDHASAL- TRF-1	METERED	FUNCTIONAL	01.04.2022	MIXED	OPT00748	1	3.666721	0
192	MARSAGHAI	MARSAGHAI	33 KV	17035AP01	MENDHASAL- TRF-1	METERED	FUNCTIONAL	01.04.2022	MIXED	OPT00526	1	47.845071	0
193	MENDHASAL	MENDHASAL	33 KV	17008AP02	MENDHASAL- TRF-2	METERED	FUNCTIONAL	01.04.2022	MIXED	OPT01587	1	3.224117	0
194	MENDHASAL	MENDHASAL	33 KV	17008AP02	MENDHASAL- TRF-2	METERED	FUNCTIONAL	01.04.2022	MIXED	OPT0158	1	0.12922	0
195	MENDHASAL	MENDHASAL	0.4 KV	17008STN01	MENDHASAL-STATION CONSUMPTION	METERED	FUNCTIONAL	01.04.2022	STATION	CSC18089	1	0	0.4839
196	MERAMUNDALI	MERAMUNDALI	220 KV	17048907	MERAMUNDALI-BHUSHAN FDR-1	METERED	FUNCTIONAL	01.04.2022	INDUSTRIAL	OPT00331	1	44.90685	0
197	MERAMUNDALI	MERAMUNDALI	220 KV	17048908	MERAMUNDALI-BHUSHAN FDR-2	METERED	FUNCTIONAL	01.04.2022	INDUSTRIAL	OPT00996	1	44.6406	0
198	MERAMUNDALI	MERAMUNDALI	132 KV		MERAMUNDALI-BRG FDR	METERED	FUNCTIONAL	01.04.2022	INDUSTRIAL	OPT01041	1	0.00581	0
199	MERAMUNDALI	MERAMUNDALI	132 KV		MERAMUNDALI-BRG FDR	METERED	FUNCTIONAL	01.04.2022	INDUSTRIAL	OPT02300	1	0.11505	0
200	MERAMUNDALI	MERAMUNDALI	132 KV		MERAMUNDALI-BRG FDR	METERED	FUNCTIONAL	01.04.2022	INDUSTRIAL	APM03516	1	0.495887	0
201	MERAMUNDALI	MERAMUNDALI	400 KV		MERAMUNDALI-JSPL FDR-2	METERED	FUNCTIONAL	01.04.2022	INDUSTRIAL	OPT00004	1	19.04533	0
202	MERAMUNDALI	MERAMUNDALI	132 KV		MERAMUNDALI-RUNGTA MINES	METERED	FUNCTIONAL	01.04.2022	INDUSTRIAL	ORA00017	1	4.054903	0
203	MERAMUNDALI	MERAMUNDALI	33 KV		MERAMUNDALI-TATA POWER BSL-1	METERED	FUNCTIONAL	01.04.2022	INDUSTRIAL	OPT01286	1	6.43589	0
204	MERAMUNDALI	MERAMUNDALI	33 KV		MERAMUNDALI-TATA POWER BSL-2	METERED	FUNCTIONAL	01.04.2022	INDUSTRIAL	OPT00974	1	6.18763	0
205	NARASINGPUR	NARASINGPUR	0.4 KV		NARASINGPUR -1 & 2- STATION	METERED	FUNCTIONAL	01.04.2022	STATION	2975823	1	0	0.015553
206	NARASINGPUR	NARASINGPUR	33 KV	17045AP01	NARASINGPUR- TRF-1	METERED	FUNCTIONAL	01.04.2022	MIXED	OPT01738	1	30.80132	0
207	NARASINGPUR	NARASINGPUR	33 KV	17045AP01	NARASINGPUR- TRF-1	METERED	FUNCTIONAL	01.04.2022	MIXED	OPT01738	1	1.77124	0
208	NARASINGPUR	NARASINGPUR	33 KV	17045AP02	NARASINGPUR- TRF-2	METERED	FUNCTIONAL	01.04.2022	MIXED	OPT01528	1	20.498979	0
209	NARASINGPUR -1 & 2	NARASINGPUR -1 & 2	0.4 KV	17045STN01	NARASINGPUR-STATION CONSUMPTION	METERED	FUNCTIONAL	01.04.2022	STATION	CSC23753	1	0	0.075714
210	NAYAGARH	NAYAGARH	33 KV	17011AP01	NAYAGARH- TRF-1	METERED	FUNCTIONAL	01.04.2022	MIXED	OPT01850	1	125.81055	0
211	NAYAGARH	NAYAGARH	33 KV	17011AP02	NAYAGARH- TRF-2	METERED	FUNCTIONAL	01.04.2022	MIXED	OPT01851	1	60.806966	0
212	NAYAGARH	NAYAGARH	33 KV	17011AP03	NAYAGARH- TRF-3	METERED	FUNCTIONAL	01.04.2022	MIXED	APM02221	1	129.234173	0
213	NAYAGARH	NAYAGARH	0.4 KV	17011STN01	NAYAGARH-STATION CONSUMPTION	METERED	FUNCTIONAL	01.04.2022	STATION	CESO-0888	1	0	0.100624
214	NIMAPARA	NIMAPARA	33 KV	17005AP01	NIMAPARA- TRF-1	METERED	FUNCTIONAL	01.04.2022	MIXED	OPT01852	1	90.13302	0
215	NIMAPARA	NIMAPARA	33 KV	17005AP02	NIMAPARA- TRF-2	METERED	FUNCTIONAL	01.04.2022	MIXED	APM12587	1	73.794592	0
216	NIMAPARA	NIMAPARA	33 KV	17005AP02	NIMAPARA- TRF-2	METERED	FUNCTIONAL	01.04.2022	MIXED	APM02249	1	5.196069	0
217	NIMAPARA	NIMAPARA	33 KV	17005AP02	NIMAPARA- TRF-2	METERED	FUNCTIONAL	01.04.2022	MIXED	OPT02277	1	19.524683	0
218	NIMAPARA	NIMAPARA	33 KV	17005AP03	NIMAPARA- TRF-3	METERED	FUNCTIONAL	01.04.2022	MIXED	APM03521	1	73.761588	0
219	NIMAPARA	NIMAPARA	33 KV	17005AP03	NIMAPARA- TRF-3	METERED	FUNCTIONAL	01.04.2022	MIXED	OPT02279	1	18.051226	0
220	NIMAPARA	NIMAPARA	0.4 KV	17005STN01	NIMAPARA-STATION CONSUMPTION	METERED	FUNCTIONAL	01.04.2022	STATION	7163621	1	0	0.07315
221	NUAPATANA	NUAPATANA	33 KV	17023AP01	NUAPATANA- TRF-1	METERED	FUNCTIONAL	01.04.2022	MIXED	APM03512	1	48.460588	0
222	NUAPATANA	NUAPATANA	33 KV	17023AP02	NUAPATANA- TRF-2	METERED	FUNCTIONAL	01.04.2022	MIXED	OPT01172	1	73.240401	0
223	NUAPATANA	NUAPATANA	33 KV	17023AP03	NUAPATANA- TRF-3	METERED	FUNCTIONAL	01.04.2022	MIXED	OPT01464	1	28.827733	0
224	NUAPATANA	NUAPATANA	33 KV	17023AP03	NUAPATANA- TRF-3	METERED	FUNCTIONAL	01.04.2022	MIXED	OPT01464	1	1.44177	0

225	NUAPATANA	NUAPATANA	0.4 KV	17023STN01	NUAPATANA-STATION CONSUMPTION	METERED	FUNCTIONAL	01.04.2022	STATION	621269	1	0	0.08348
226	OLAVER	OLAVER	33 KV	17039AP01	OLAVER- TRF-1	METERED	FUNCTIONAL	01.04.2022	MIXED	OPT00773	1	2.680812	0
227	OLAVER	OLAVER	33 KV	17039AP01	OLAVER- TRF-1	METERED	FUNCTIONAL	01.04.2022	MIXED	OPT00758	1	19.133483	0
228	OLAVER	OLAVER	33 KV	17039AP02	OLAVER- TRF-2	METERED	FUNCTIONAL	01.04.2022	MIXED	OPT00874	1	17.292724	0
229	OLAVER	OLAVER	33 KV	17039AP02	OLAVER- TRF-2	METERED	FUNCTIONAL	01.04.2022	MIXED	OPT01054	1	4.787142	0
230	OLAVER	OLAVER	0.4 KV	17039STN02	OLAVER-STATION CONSUMPTION	METERED	FUNCTIONAL	01.04.2022	STATION	CESO0789	1	0	0.055468
231	OPEN ACCESS	OPEN ACCESS			OPEN ACCESS	METERED	FUNCTIONAL	01.04.2022	INDUSTRIAL		1	162.9	0
232	OTHER DISCOM EXPORT	OTHER DISCOM EXPORT			OTHER DISCOM EXPORT	METERED	FUNCTIONAL	01.04.2022	MIXED		1	0	3.111376
233	OTHER DISCOM IMPORT	OTHER DISCOM IMPORT			OTHER DISCOM IMPORT	METERED	FUNCTIONAL	01.04.2022	MIXED		1	0.32909	0
234	PANDIABIL PG	PANDIABIL PG	33 KV	17042401	PANDIABIL PG-PGCIL STN.TERTIARY	METERED	FUNCTIONAL	01.04.2022	MIXED	NP7462-A	1	0.453547	0
235	PARADEEP	PARADEEP	33 KV	17036AP01	PARADEEP- TRF-1	METERED	FUNCTIONAL	01.04.2022	MIXED	OPT00919	1	3.693132	0
236	PARADEEP	PARADEEP	33 KV	17036AP01	PARADEEP- TRF-1	METERED	FUNCTIONAL	01.04.2022	MIXED	OPT01020	1	7.529083	0
237	PARADEEP	PARADEEP	33 KV	17036AP01	PARADEEP- TRF-1	METERED	FUNCTIONAL	01.04.2022	MIXED	OPT00920	1	28.060741	0
238	PARADEEP	PARADEEP	33 KV	17036AP02	PARADEEP- TRF-2	METERED	FUNCTIONAL	01.04.2022	MIXED	OPT00967	1	36.71179	0
239	PARADEEP	PARADEEP	33 KV	17036AP02	PARADEEP- TRF-2	METERED	FUNCTIONAL	01.04.2022	MIXED	OPT01233	1	3.919823	0
240	PARADEEP	PARADEEP	33 KV	17036AP03	PARADEEP- TRF-3	METERED	FUNCTIONAL	01.04.2022	MIXED	B0004480	1	36.322616	0
241	PARADEEP	PARADEEP	220 KV	17036802	PARADEEP-ESSAR STEEL FDR-2	METERED	FUNCTIONAL	01.04.2022	INDUSTRIAL	ORB7491	1	25.44221	0
242	PARADEEP	PARADEEP	33 KV	17036802	PARADEEP-ESSAR STEEL FDR-2	METERED	FUNCTIONAL	01.04.2022	INDUSTRIAL	ORB7481	1	11.035153	0
243	PARADEEP	PARADEEP	132 KV	17036701	PARADEEP-IFFCO FDR-1	METERED	FUNCTIONAL	01.04.2022	INDUSTRIAL	OPT01942	1	9.2189	0
244	PARADEEP	PARADEEP	132 KV	17036702	PARADEEP-IFFCO FDR-2	METERED	FUNCTIONAL	01.04.2022	INDUSTRIAL	OPT01944	1	11.04809	0
245	PARADEEP	PARADEEP	220 KV	17036803	PARADEEP-IOCL	METERED	FUNCTIONAL	01.04.2022	INDUSTRIAL	OPT00133	1	5.384724	0
246	PARADEEP	PARADEEP	132 KV		PARADEEP-PPL FDR-1	METERED	FUNCTIONAL	01.04.2022	INDUSTRIAL	OPT00658	1	1.81745	0
247	PARADEEP	PARADEEP	132 KV		PARADEEP-PPL FDR-2	METERED	FUNCTIONAL	01.04.2022	INDUSTRIAL	OPT01016	1	0.1799	0
248	PARADEEP	PARADEEP	132 KV	17036705	PARADEEP-PPT FDR-1	METERED	FUNCTIONAL	01.04.2022	INDUSTRIAL	OPT01946	1	51.79904	0
249	PARADEEP	PARADEEP	132 KV	17036706	PARADEEP-PPT FDR-2	METERED	FUNCTIONAL	01.04.2022	INDUSTRIAL	OPT01939	1	44.57337	0
250	PARADEEP	PARADEEP	132 KV	17036706	PARADEEP-PPT FDR-2	METERED	FUNCTIONAL	01.04.2022	INDUSTRIAL	OPT01 39	1	1.95628	0
251	PARADEEP	PARADEEP	0.4 KV	17036STN01	PARADEEP-STATION CONSUMPTION	METERED	FUNCTIONAL	01.04.2022	STATION	CSC00529	1	0	0.228
252	PATTAMUNDAI	PATTAMUNDAI	33 KV	17033AP01	PATTAMUNDAI- TRF-1	METERED	FUNCTIONAL	01.04.2022	MIXED	OPT01021	1	77.190583	0
253	PATTAMUNDAI	PATTAMUNDAI	33 KV	17033AP02	PATTAMUNDAI- TRF-2	METERED	FUNCTIONAL	01.04.2022	MIXED	OPT01137	1	77.955153	0
254	PATTAMUNDAI	PATTAMUNDAI	33 KV	17033AP03	PATTAMUNDAI- TRF-3	METERED	FUNCTIONAL	01.04.2022	MIXED	APM12619	1	0.478617	0
255	PATTAMUNDAI	PATTAMUNDAI	0.4 KV	17033STN01	PATTAMUNDAI-STATION CONSUMPTION	METERED	FUNCTIONAL	01.04.2022	STATION	OSE01267	1	0	0.077451
256	PHULNAKHARA	PHULNAKHARA	33 KV	17022AP01	PHULNAKHARA- TRF-1	METERED	FUNCTIONAL	01.04.2022	MIXED	OPT01186	1	54.934129	0
257	PHULNAKHARA	PHULNAKHARA	33 KV	17022AP01	PHULNAKHARA- TRF-1	METERED	FUNCTIONAL	01.04.2022	MIXED	APM03686	1	3.580287	0
258	PHULNAKHARA	PHULNAKHARA	33 KV	17022AP02	PHULNAKHARA- TRF-2	METERED	FUNCTIONAL	01.04.2022	MIXED	OPT01436	1	66.611147	0
259	PHULNAKHARA	PHULNAKHARA	33 KV	17022AP03	PHULNAKHARA- TRF-3	METERED	FUNCTIONAL	01.04.2022	MIXED	OPT01830	1	105.53664	0
260	PHULNAKHARA	PHULNAKHARA	0.4 KV	17022STN01	PHULNAKHARA-STATION CONSUMPTION	METERED	FUNCTIONAL	01.04.2022	STATION	2496004	1	0	0.083256
261	PRATAP SASAN	PRATAP SASAN	33 KV	17057AP01	PRATAP SASAN- TRF-1	METERED	FUNCTIONAL	01.04.2022	MIXED	OPT0234	1	0.576706	0
262	PRATAP SASAN	PRATAP SASAN	33 KV	17057AP02	PRATAP SASAN- TRF-2	METERED	FUNCTIONAL	01.04.2022	MIXED	OPT02121	1	42.782541	0
263	PRATAPSASAN	PRATAPSASAN	0.4 KV	17057STN01	PRATAPSASAN-STATION CONSUMPTION	METERED	FUNCTIONAL	01.04.2022	STATION	2978627	1	0	0.166507
264	PURI	PURI	33 KV	17012AP01	PURI- TRF-1	METERED	FUNCTIONAL	01.04.2022	MIXED	OPT01853	1	82.58143	0
265	PURI	PURI	33 KV	17012AP02	PURI- TRF-2	METERED	FUNCTIONAL	01.04.2022	MIXED	OPT01854	1	77.763857	0

266	PURI	PURI	33 KV	17012AP02	PURI- TRF-2	METERED	FUNCTIONAL	01.04.2022	MIXED	OPT018W	1	6.03258	0
267	PURI	PURI	33 KV	17012AP03	PURI- TRF-3	METERED	FUNCTIONAL	01.04.2022	MIXED	APM03743	1	15.209218	0
268	PURI	PURI	33 KV	17012AP03	PURI- TRF-3	METERED	FUNCTIONAL	01.04.2022	MIXED	OPT02127	1	16.737629	0
269	PURI	PURI	0.4 KV	17012STN01	PURI-STATION CONSUMPTION	METERED	FUNCTIONAL	01.04.2022	STATION	LNT21232	1	0	0.160303
270	RAIRAKHOL	RAIRAKHOL	33 KV	17032401	RAIRAKHOL-BAMUR	METERED	FUNCTIONAL	01.04.2022	MIXED	OPT01755	1	16.42024	0
271	RANSINGHPUR	RANSINGHPUR	33 KV	17003AP01	RANSINGHPUR- TRF-1	METERED	FUNCTIONAL	01.04.2022	MIXED	OPT00686	1	165.011958	0
272	RANSINGHPUR	RANSINGHPUR	33 KV	17003AP02	RANSINGHPUR- TRF-2	METERED	FUNCTIONAL	01.04.2022	MIXED	OPT00853	1	165.067077	0
273	RANSINGHPUR	RANSINGHPUR	33 KV	17003AP03	RANSINGHPUR- TRF-3	METERED	FUNCTIONAL	01.04.2022	MIXED	APM12636	1	165.220468	0
274	RANSINGHPUR	RANSINGHPUR	0.4 KV	17003STN01	RANSINGHPUR-STATION CONSUMPTION	METERED	FUNCTIONAL	01.04.2022	STATION	LNT21041	1	0	0.077714
275	RENGALI	RENGALI	33 KV	17028AP01	RENGALI- TRF-1	METERED	FUNCTIONAL	01.04.2022	MIXED	OPT00452	1	38.695987	0
276	RENGALI	RENGALI	33 KV	17028AP02	RENGALI- TRF-2	METERED	FUNCTIONAL	01.04.2022	MIXED	OPT00651	1	36.305593	0
277	RENGALI	RENGALI	33 KV	17028409	RENGALI-BUDHAPAL	METERED	FUNCTIONAL	01.04.2022	MIXED	OPT01916	1	0	8.030225
278	RENGALI	RENGALI	33 KV		RENGALI-PGCIL STN.TERTIARY	METERED	FUNCTIONAL	01.04.2022	STATION	ER1020A	1	0.441695	0
279	RENGALI	RENGALI	0.4 KV	17028STN01	RENGALI-STATION CONSUMPTION	METERED	FUNCTIONAL	01.04.2022	STATION	CSC18346	1	0	0.084343
280	SALIPUR	SALIPUR	33 KV	17021AP01	SALIPUR- TRF-1	METERED	FUNCTIONAL	01.04.2022	MIXED	APM03524	1	58.665034	0
281	SALIPUR	SALIPUR	33 KV	17021AP01	SALIPUR- TRF-1	METERED	FUNCTIONAL	01.04.2022	MIXED	OPT02297	1	6.666503	0
282	SALIPUR	SALIPUR	33 KV	17021AP02	SALIPUR- TRF-2	METERED	FUNCTIONAL	01.04.2022	MIXED	OPT01870	1	54.502915	0
283	SALIPUR	SALIPUR	33 KV	17021AP03	SALIPUR- TRF-3	METERED	FUNCTIONAL	01.04.2022	MIXED	APM12617	1	64.560487	0
284	SALIPUR	SALIPUR	33 KV	17021AP03	SALIPUR- TRF-3	METERED	FUNCTIONAL	01.04.2022	MIXED	OPT02298	1	7.304719	0
285	SALIPUR	SALIPUR	0.4 KV	17021STN01	SALIPUR-STATION CONSUMPTION	METERED	FUNCTIONAL	01.04.2022	STATION	CSC14969	1	0	0.074596
286	BANKI	BANKI	33 KV	17010AP02	SAMAGHARA- TRF-1	METERED	FUNCTIONAL	01.04.2022	MIXED	OPT00810	1	16.588699	0
287	SAMAGHARA	SAMAGHARA	33 KV	17014AP01	SAMAGHARA- TRF-1	METERED	FUNCTIONAL	01.04.2022	MIXED	OPT00659	1	8.243691	0
288	SAMAGHARA	SAMAGHARA	33 KV	17014AP02	SAMAGHARA- TRF-2	METERED	FUNCTIONAL	01.04.2022	MIXED	OPT00739	1	12.995125	0
289	SAMAGHARA	SAMAGHARA	132 KV		SAMAGHARA-MALATIPATAPUR RTSS	METERED	FUNCTIONAL	01.04.2022	MIXED	OPT02016	1	1.293177	0
290	SAMAGHARA	SAMAGHARA	0.4 KV	17014STN01	SAMAGHARA-STATION CONSUMPTION	METERED	FUNCTIONAL	01.04.2022	STATION	621256	1	0	0.191596
291	SHAMUKA	SHAMUKA	33 KV	17013AP01	SHAMUKA- TRF-1	METERED	FUNCTIONAL	01.04.2022	MIXED	OPT00835	1	8.05531	0
292	SHAMUKA	SHAMUKA	33 KV	17013AP01	SHAMUKA- TRF-1	METERED	FUNCTIONAL	01.04.2022	MIXED	OPT00708	1	67.36886	0
293	SHAMUKA	SHAMUKA	33 KV	17013AP02	SHAMUKA- TRF-2	METERED	FUNCTIONAL	01.04.2022	MIXED	OPT00444	1	67.16796	0
294	SHAMUKA	SHAMUKA	33 KV	17013AP02	SHAMUKA- TRF-2	METERED	FUNCTIONAL	01.04.2022	MIXED	OPT00856	1	7.98376	0
295	SHAMUKA	SHAMUKA	0.4 KV	17013STN01	SHAMUKA-STATION CONSUMPTION	METERED	FUNCTIONAL	01.04.2022	STATION	TC2500218	1	0	0.013051
296	SHAMUKA	SHAMUKA	0.4 KV	17013STN01	SHAMUKA-STATION CONSUMPTION	METERED	FUNCTIONAL	01.04.2022	STATION	HPL448223	1	0	0.091865
297	SOLAR	SOLAR			SOLAR INJECTION EXPORT	METERED	FUNCTIONAL	01.04.2022	MIXED		1	0	0.02471
298	TIRTOL	TIRTOL	33 KV	17046AP01	TIRTOL- TRF-1	METERED	FUNCTIONAL	01.04.2022	MIXED	OPT01813	1	34.13122	0
299	TIRTOL	TIRTOL	33 KV	17046AP02	TIRTOL- TRF-2	METERED	FUNCTIONAL	01.04.2022	MIXED	OPT01467	1	35.8111	0
300	TIRTOL	TIRTOL	0.4 KV	17046STN01	TIRTOL-STATION CONSUMPTION	METERED	FUNCTIONAL	01.04.2022	STATION	CESO996	1	0	0.090384
301	TTPS	TTPS	132 KV	17059701	TTPS-STATION	METERED	FUNCTIONAL	01.04.2022	INDUSTRIAL	TTPS	1	10.09739	0
302	UNIT-8 GIS 1 & 2	UNIT-8 GIS 1 & 2	0.4 KV	17043STN01	UNIT-8 GIS 1 & 2-STATION CONSUMPTION	METERED	FUNCTIONAL	01.04.2022	STATION	RCUD4563	1	0	0.087272
303	UNIT-8 GIS GRID	UNIT-8 GIS GRID	33 KV	17043AP01	UNIT-8 GIS GRID- TRF-1	METERED	FUNCTIONAL	01.04.2022	MIXED	OPT02074	1	82.630654	0
304	UNIT-8 GIS GRID	UNIT-8 GIS GRID	33 KV	17043AP02	UNIT-8 GIS GRID- TRF-2	METERED	FUNCTIONAL	01.04.2022	MIXED	OPT01499	1	33.23239	0

<b>(Details of Consumers)</b>						
<b>Summary of Energy</b>						
<b>Period From 1st Apr, 2021 to 31st March, 2022</b>						
<b>S.No</b>	<b>Type of Consumers</b>	<b>Category of Consumers (EHT/HT/LT/Others)</b>	<b>Voltage Level (In Voltage)</b>	<b>No of Consumers</b>	<b>Total Consumption (In MU)</b>	<b>Remarks (Source of data)</b>
1	Domestic			2668319	2663.191	
2	Commercial			190726	580.698	
3	IP Sets					
4	Hor. & Nur. & Coffee/Tea & Rubber (Metered)					
5	Hor. & Nur. & Coffee/Tea & Rubber (Flat)					
6	Heating and Motive Power					
7	Water Supply			3203	14.816	
8	Public Lighting			1778	16.489	
9	HT Water Supply			52	43.276	
10	HT Industrial			2735	324.487	
11	Industrial (Small)			7980	180.417	
12	Industrial (Medium)			1105	15.149	
13	HT Commercial			3802	2316.75	
14	Applicable to Government Hospitals & Hospitals					
15	Lift Irrigation Schemes/Lift Irrigation Societies			29798	43.528	
16	HT Res. Apartments Applicable to all areas			946	41.857	
17	Mixed Load					
18	Government offices and department					
19	Specified Public Purpose			13614	27.562	
20	Railway Traction			10	453.495	
21	Emerg. Supply to CPP			8	8.711	
22	Others			3411	2.171	

**(Details of Feeder-wise losses)**

Period From 1st Apr, 2021 to 31st March, 2022

SI No.	Zone	Name of the Station	Feeder Code/ID	Feeder Name	Type of Feeder ( Urban/Mixed/Industrial/Agricultural/Rural)	Type of feeder meter ( AMI/AMR/Other)	Received at Feeder (Final in MU)	Feeder Consumption (In MU)	Final Net Export at Feeder Level (In MU)	T&D losses	AT&C losses	% Data Received through Automatically (if feeder AMR/AMI)
1	BCDD-01, BBSR	UNIT-8	14011206	CBI	11 KV	AMR	3.58872	3.381536		6%		100%
2	BCDD-01, BBSR	UNIT-8	14011207	RAJ BHAWAN	11 KV	AMR	0.09533	0.092559		3%		100%
3	BCDD-01, BBSR	UNIT-8	14011209	OERC	11 KV	AMR	5.622208	2.935422		48%		100%
4	BCDD-01, BBSR	UNIT-8	14011201	OUAT	11 KV	AMR	4.89308	4.374143		11%		100%
5	BCDD-01, BBSR	UNIT-8	14011202	UNIT-I ( A. NAGAR )	11 KV	AMR	2.97146	2.46035		17%		100%
6	BCDD-01, BBSR	UNIT-6	14012202	FOREST PARK	11 KV	OTHER	3.76986	2.749416		27%		0%
7	BCDD-01, BBSR	UNIT-6	14012204	SPRING TANK	11 KV	OTHER	2.40781	0.913515		62%		0%
8	BCDD-01, BBSR	UNIT-4	14013201	MADHUSUDHAN NAGAR	11 KV	OTHER	3.55	2.252474		37%		0%
9	BCDD-01, BBSR	SATYA NAGAR	14014201	SATYA NAGAR	11 KV	OTHER	3.80934	3.189917		16%		0%
10	BCDD-01, BBSR	SAHID NAGAR	14016201	SAHEED NAGAR-1	11 KV	AMR	7.4124	6.301675		15%		100%
11	BCDD-01, BBSR	SAHID NAGAR	14016203	SAHEED NAGAR-3	11 KV	AMR	6.0996	5.674955		7%		100%
12	BCDD-01, BBSR	SAHID NAGAR	14016204	SAHEED NAGAR-4	11 KV	AMR	2.89578	1.805075		38%		100%
13	BCDD-01, BBSR	BOARD COLONY	14017202	BOARD COLONY	11 KV	OTHER	1.38694	1.371915		1%		0%
14	BCDD-01, BBSR	DELTA	14221201	SIRIPUR	11 KV	OTHER	4.9451	3.469684		30%		0%
15	BCDD-01, BBSR	DELTA	14221202	SATABDI NAGAR	11 KV	OTHER	4.9886	2.839572		43%		0%
16	BCDD-01, BBSR	DELTA	14221203	FIRE STATION	11 KV	OTHER	5.4104	3.089348		43%		0%
17	BCDD-02, BBSR	CS PUR-1	14001204	CSPUR H B	11 KV	OTHER	4.06	3.912771		4%		0%
18	BCDD-02, BBSR	CS PUR-1	14001201	SRI VIHAR	11 KV	OTHER	4.419384	3.703358		16%		0%
19	BCDD-02, BBSR	CS PUR-1	14001205	RMRC & KH	11 KV	AMR	3.60759	2.32212		36%		100%
20	BCDD-02, BBSR	CS PUR-2	14002202	HOUSING BOARD-2	11 KV	OTHER	1.83372	1.493265		19%		0%
21	BCDD-02, BBSR	CS PUR-2	14002204	HOUSING BOARD-3	11 KV	OTHER	1.38506	1.220701		12%		0%



22	BCDD-02, BBSR	CS PUR-2	14002206	CSPUR INDUSTRIAL	11 KV	OTHER	5.7144	3.473078		39%	0%
23	BCDD-02, BBSR	INFOCITY	14003201	INFOCITY	11 KV	OTHER	0.84899	0.689087		19%	0%
24	BCDD-02, BBSR	INFOCITY	14003204	POLYMER COMPLEX	11 KV	OTHER	2.60124	1.467746		44%	0%
25	BCDD-02, BBSR	OLD BARANGA	14004201	BARANGA-1	11 KV	OTHER	3.24	3.01759		7%	0%
26	BCDD-02, BBSR	BARAMUNDA	14005205	BARAMUNDA RE	11 KV	AMR	1.26075	0.677156		46%	100%
27	BCDD-02, BBSR	BARAMUNDA	14005203	BARAMUNDA DELTA	11 KV	AMR	5.54335	3.294934		41%	100%
28	BCDD-02, BBSR	BARAMUNDA	14005204	CRPF	11 KV	AMR	4.43131	2.815249		36%	100%
29	BCDD-02, BBSR	BARAMUNDA	14005201	BARAMUNDA HB	11 KV	AMR	6.07816	5.512881		9%	100%
30	BCDD-02, BBSR	BARAMUNDA	14005202	BARAMUNDA BDA	11 KV	AMR	2.70132	2.066053		24%	100%
31	BCDD-02, BBSR	BHARATPUR	14006201	KHANDAGIRI	11 KV	AMR	2.14926	1.928104		10%	100%
32	BCDD-02, BBSR	BHARATPUR	14006202	BHARATPUR BDA	11 KV	AMR	2.97776	1.926235		35%	100%
33	BCDD-02, BBSR	BHARATPUR	14006203	PHD	11 KV	AMR	0.49494	0.490871		1%	100%
34	BCDD-02, BBSR	BHARATPUR	14006205	BHARATPUR	11 KV	AMR	6.50164	4.050251		38%	100%
35	BCDD-02, BBSR	KALINGA NAGAR	14007204	KN RE	11 KV	AMR	5.19768	3.332412		36%	100%
36	BCDD-02, BBSR	KALINGA NAGAR	14007203	KN INDUSTRIAL	11 KV	AMR	4.0022	3.636807		9%	100%
37	BCDD-02, BBSR	KALINGA NAGAR	14007202	K-5	11 KV	AMR	9.3335	6.19011		34%	100%
38	BCDD-02, BBSR	KALINGA NAGAR	14007207	VIPUL GARDEN	11 KV	AMR	1.17313	0.57394		51%	100%
39	BCDD-02, BBSR	NAYAPALLI	14008204	JAYDEV VIHAR	11 KV	AMR	5.48004	4.992162		9%	100%
40	BCDD-02, BBSR	NAYAPALLI	14008205	RENTAL	11 KV	AMR	5.97884	4.292588		28%	100%
41	BCDD-02, BBSR	NAYAPALLI	14008206	NALCO	11 KV	AMR	5.45422	2.990539		45%	100%
42	BCDD-02, BBSR	NAYAPALLI	14008202	IRC-2	11 KV	AMR	2.81024	2.664382		5%	100%
43	BCDD-02, BBSR	NAYAPALLI	14008203	IRC-3	11 KV	AMR	2.564248	2.191573		15%	100%
44	BCDD-02, BBSR	NAYAPALLI	14008207	IRC-4	11 KV	AMR	4.96248	2.956255		40%	100%
45	BCDD-02, BBSR	XAVIER	14009202	STPI	11 KV	OTHER	0.41522	0.396062		5%	0%
46	BCDD-02, BBSR	XAVIER	14009203	SOI	11 KV	AMR	1.77812	1.070708		40%	100%
47	BCDD-02, BBSR	SAINIK SCHOOL	14010202	GAJAPATINAGAR	11 KV	OTHER	3.91397	2.550349		35%	0%
48	BCDD-02, BBSR	SAINIK SCHOOL	14010203	PRESS	11 KV	OTHER	6.52632	4.898391		25%	0%
49	BCDD-02, BBSR	SAINIK SCHOOL	14010205	SAINIK SCHOOL	11 KV	OTHER	4.41402	3.219622		27%	0%
50	BCDD-02, BBSR	KANAN BIHAR	14217201	KIIT	11 KV	OTHER	9.132	3.859879		58%	0%
51	BCDD-02, BBSR	KANAN BIHAR	14217202	KALARAHANGA	11 KV	OTHER	5.826	2.926441		50%	0%

52	BCDD-02, BBSR	KANAN BIHAR	14217203	PATIA	11 KV	OTHER	10	6.504947		35%		0%
53	BCDD-02, BBSR	KANAN BIHAR	14217204	PKB	11 KV	OTHER	2.908	2.808162		3%		0%
54	BCDD-02, BBSR	KHANDAGIRI	14222201	KOLATHIA	11 KV	AMR	8.8488	7.346879		17%		100%
55	BCDD-02, BBSR	KHANDAGIRI	14222202	DHARMAVIHAR	11 KV	AMR	3.9645	2.082091		47%		100%
56	BCDD-02, BBSR	KHANDAGIRI	14222203	GANDMUNDA	11 KV	AMR	7.2066	5.897119		18%		100%
57	BED, BBSR	BADAGADA	14019202	BADAGADA LINGARAJ	11 KV	AMR	8.96094	6.204051		31%		100%
58	BED, BBSR	BADAGADA	14019204	WATER WORKS	11 KV	OTHER	12.6306	9.490113		25%		0%
59	BED, BBSR	BADAGADA	14019201	BRAHMESWAR	11 KV	AMR	1.51444	1.4685		3%		100%
60	BED, BBSR	BADAGADA	14019203	MAUSIMA	11 KV	AMR	2.21456	2.206412		0%		100%
61	BED, BBSR	BADAGADA	14019206	B.J.B NAGAR	11 KV	OTHER	0.9179	0.834157		9%		0%
62	BED, BBSR	BADAGADA	14019205	BADAGADA	11 KV	AMR	1.46424	1.434209		2%		100%
63	BED, BBSR	BADAGADA	14019207	SAI	11 KV	OTHER	0.7388	0.674391		9%		0%
64	BED, BBSR	BADAGADA	14019208	RAJARANI	11 KV	AMR	7.1659	4.630204		35%		100%
65	BED, BBSR	BADAGADA	14019209	BHUASUNI	11 KV	AMR	2.8084	1.219419		57%		100%
66	BED, BBSR	LAXMISAGAR	14020205	KALPANA-2	11 KV	OTHER	5.111876	4.633769		9%		0%
67	BED, BBSR	RASULGARH	14021202	PURI ROAD	11 KV	OTHER	3.432	3.277481		5%		0%
68	BED, BBSR	MANCHESWAR	14022202	MANCHESWAR-2	11 KV	OTHER	11.53572	10.25002		11%		0%
69	BED, BBSR	MANCHESWAR	14022203	MANCHESWAR-3	11 KV	OTHER	0.71627	0.68828		4%		0%
70	BED, BBSR	MANCHESWAR	14022204	VSS NAGAR	11 KV	OTHER	6.49512	4.95387		24%		0%
71	BED, BBSR	NAKHARA	14023201	GOBINDPUR RE	11 KV	OTHER	4.772	1.391223		71%		0%
72	BED, BBSR	NAKHARA	14023203	PAHAL	11 KV	OTHER	4.976	2.075466		58%		0%
73	BED, BBSR	NAKHARA	14023202	TRINATH BAZAR	11 KV	OTHER	5.464	1.949146		64%		0%
74	BED, BBSR	NAHARKANTA	14180202	BALIYANTA	11 KV	OTHER	8.844	2.434266		72%		0%
75	NED, NIMAPARA	BALIPATNA	14024203	BANAMALIPUR	11 KV	OTHER	0.99816	0.829862		17%		0%
76	NED, NIMAPARA	BALIPATNA	14024201	BALIPATNA	11 KV	OTHER	4.41556	1.969635		55%		0%
77	NED, NIMAPARA	BALIPATNA	14024202	BUDHIPADA	11 KV	OTHER	5.181872	1.756834		66%		0%
78	NED, NIMAPARA	BALIPATNA	14024204	NARODA	11 KV	OTHER	4.775896	1.105463		77%		0%
79	NED, NIMAPARA	NIMAPARA	14027206	BASANT MALA	11 KV	OTHER	2.1419	0.413418		81%		0%
80	NED, NIMAPARA	NIMAPARA	14027205	NIMAPARA GOP	11 KV	OTHER	9.473	2.738704		71%		0%
81	NED, NIMAPARA	NIMAPARA	14027201	CHARICHHAKA	11 KV	OTHER	2.647	1.558099		41%		0%
82	NED, NIMAPARA	NIMAPARA	14027203	DANDIPUR	11 KV	OTHER	11.064	2.315128		79%		0%
83	NED, NIMAPARA	PIPILI	14028203	MANGALAPUR-1	11 KV	OTHER	1.756	1.576273		10%		0%
84	NED, NIMAPARA	ASTARANGA	14029202	JUINTY	11 KV	OTHER	4.328	2.198202		49%		0%

85	NED, NIMAPARA	KAKATPUR	14030204	NUAHAT-2	11 KV	OTHER	2.938	2.311661		21%	0%
86	NED, NIMAPARA	KONARK	14031201	KONARK	11 KV	OTHER	1.1984	0.322711		73%	0%
87	NED, NIMAPARA	KONARK	14031202	BALI DOKAN	11 KV	OTHER	1.688	1.252092		26%	0%
88	KHD, KHURDA	KALAPATHAR	14048201	11 KV BAIDESWAR	11 KV	OTHER	3.154	1.012181		68%	0%
89	KHD, KHURDA	KALAPATHAR	14048203	11 KV KALAPATHAR	11 KV	OTHER	2.258	1.108592		51%	0%
90	KHD, KHURDA	JANLA	14034201	11 KV MENDHASAL	11 KV	OTHER	1.658	1.561074		6%	0%
91	KHD, KHURDA	JANLA	14034203	11 KV OIL MILL-2	11 KV	OTHER	0.1536	0.08783		43%	0%
92	KHD, KHURDA	10-POLE	14044201	11 KV KHURDA TOWN -1	11 KV	OTHER	5.904	3.033305		49%	0%
93	KHD, KHURDA	10-POLE	14044205	11 KV GURUJANGA	11 KV	OTHER	7.9588	2.428214		69%	0%
94	KHD, KHURDA	10-POLE	14044203	11 KV PANABARAJ	11 KV	OTHER	4.18	1.836285		56%	0%
95	KHD, KHURDA	10-POLE	14044204	11 KV KHURDA TOWN-2	11 KV	OTHER	4.0049	3.736423		7%	0%
96	KHD, KHURDA	JATANI	14033202	11 KV RAJA BAZAR	11 KV	OTHER	5.064	2.882527		43%	0%
97	KHD, KHURDA	JATANI	14033204	11 KV JATNI TOWN	11 KV	OTHER	2.778	1.108383		60%	0%
98	KHD, KHURDA	JATANI	14033201	11 KV BACHHARA	11 KV	OTHER	5.816	2.078011		64%	0%
99	KHD, KHURDA	JATANI	14033205	11 KV JATNI RURAL	11 KV	OTHER	5.9776	3.000823		50%	0%
100	KHD, KHURDA	HARIRAJPUR	14035203	11 KV KUDIARY	11 KV	OTHER	7.568	1.528444		80%	0%
101	KHD, KHURDA	DADHIMACH AGADIA	14203201	11 KV KAIPADAR	11 KV	OTHER	1.342	0.865674		35%	0%
102	KHD, KHURDA	DADHIMACH AGADIA	14203203	11 KV BAJAPUR	11 KV	OTHER	3.35	0.870713		74%	0%
103	KHD, KHURDA	RAJSUNAKHALA	14042201	11 KV BAIAPALLI	11 KV	OTHER	1.554	0.644701		59%	0%
104	KHD, KHURDA	RAJSUNAKHALA	14042202	11 KV KADAB	11 KV	OTHER	3.978	2.969752		25%	0%
105	KHD, KHURDA	RAJSUNAKHALA	14042204	11 KV BANKOI	11 KV	OTHER	2.6928	2.043842		24%	0%
106	KHD, KHURDA	OIL MILL	14043205	11 KV TAPANG	11 KV	OTHER	2.428	0.67486		72%	0%
107	KHD, KHURDA	OIL MILL	14043202	11 KV MUKUNDAPRASAD	11 KV	OTHER	7.4304	2.464168		67%	0%
108	KHD, KHURDA	HARIRAJPUR	14035201	KANTIA	11 KV	OTHER	1.034952	0.205481		80%	0%
109	KHD, KHURDA	GURUJANGA	14036201	HALADIA	11 KV	OTHER	5.05901	1.908125		62%	0%
110	KHD, KHURDA	JANKIA	14037202	GOLABAI	11 KV	OTHER	1.8992	0.380612		80%	0%
111	KHD, KHURDA	MALIPADA	14038201	NARANGARH-1	11 KV	OTHER	0.588	0.124472		79%	0%
112	KHD, KHURDA	MALIPADA	14038202	MALIPADA TAPANGA	11 KV	OTHER	1.024	0.189913		81%	0%
113	KHD, KHURDA	NARANGARH	14039202	MANDARBASTA	11 KV	OTHER	0.0532	0.045164		15%	0%
114	KHD, KHURDA	NARANGARH	14039201	NIRAKARPUR-1	11 KV	OTHER	2.7848	0.630799		77%	0%
115	KHD, KHURDA	NARANGARH	14039204	MANPUR	11 KV	OTHER	1.1428	0.362697		68%	0%
116	KHD, KHURDA	BAGHAMARI	14040203	ATRI	11 KV	OTHER	0.892	0.169663		81%	0%

117	KHD,KHURDA	BAGHAMARI	14040202	PODADIHA	11 KV	OTHER	1.5896	0.381969		76%		0%
118	KHD,KHURDA	PARICHHAL	14041205	ROUTPADA	11 KV	OTHER	0.47596	0.258409		46%		0%
119	KHD,KHURDA	PARICHHAL	14041202	GUDDUM	11 KV	OTHER	0.86	0.159153		81%		0%
120	KHD,KHURDA	PARICHHAL	14041203	PARICHHAL	11 KV	OTHER	0.792	0.309478		61%		0%
121	KHD,KHURDA	RAJSUNAKHA LA	14042203	SUNAKHALA	11 KV	OTHER	1.74	0.504376		71%		0%
122	KHD,KHURDA	TULASIPUR	14045201	TULASIPUR	11 KV	OTHER	1.06	0.318462		70%		0%
123	KHD,KHURDA	SUNADEIMU NDIA	14047201	BANKI TOWN	11 KV	OTHER	4.264	1.476084		65%		0%
124	KHD,KHURDA	SUNADEIMU NDIA	14047202	RAJIB	11 KV	OTHER	1.4532	1.008927		31%		0%
125	KHD,KHURDA	SUNADEIMU NDIA	14047203	VEDA	11 KV	OTHER	0.9052	0.167492		81%		0%
126	KHD,KHURDA	TIRIMAL	14050204	IDCO	11 KV	OTHER	0.3452	0.114214		67%		0%
127	KHD,KHURDA	TIRIMAL	14050201	TIRIMAL	11 KV	OTHER	0.6274	0.161238		74%		0%
128	KHD,KHURDA	TIRIMAL	14050205	RENGAL	11 KV	OTHER	1.276	0.210685		83%		0%
129	KHD,KHURDA	TIRIMAL	14050202	TARABOI	11 KV	OTHER	3.034	0.909804		70%		0%
130	KHD,KHURDA	BEGUNIA	14182201	BEGUNIA	11 KV	OTHER	0.795	0.427411		46%		0%
131	NYD, NAYAGARH	BOLAGARH	14052204	11 KV KHANGURIA	11 KV	OTHER	2.7758	0.633262		77%		0%
132	NYD, NAYAGARH	BOLAGARH	14052203	11 KV SHYAMSUNDARPUR	11 KV	OTHER	3.842	0.74381		81%		0%
133	NYD, NAYAGARH	BOLAGARH	14052201	11 KV BOLAGARH	11 KV	OTHER	1.738	0.436556		75%		0%
134	NYD, NAYAGARH	MAHIPUR	14061201	11 KV MAHIPUR	11 KV	OTHER	1.82	0.779898		57%		0%
135	NYD, NAYAGARH	MAHIPUR	14061202	11 KV BIRUDA	11 KV	OTHER	1.45776	0.556593		62%		0%
136	NYD, NAYAGARH	DASPALLA	14059201	11 KV DASPALLA	11 KV	OTHER	4.11328	1.378782		66%		0%
137	NYD, NAYAGARH	DASPALLA	14059203	11 KV POIBADI	11 KV	OTHER	0.895	0.496227		45%		0%
138	NYD, NAYAGARH	FATEGARH	14056201	11 KV BIJIPUR	11 KV	OTHER	4.23	1.768667		58%		0%
139	NYD, NAYAGARH	FATEGARH	14056202	11 KV BHAPUR	11 KV	OTHER	2.91882	1.088969		63%		0%
140	NYD, NAYAGARH	FATEGARH	14056203	11 KV GOLAPAKHARI	11 KV	OTHER	0.9897	0.517323		48%		0%
141	NYD, NAYAGARH	KANTILO	14055201	11 KV KANTILO	11 KV	OTHER	1.46	0.372009		75%		0%
142	NYD, NAYAGARH	KANTILO	14055203	11 KV BENAGADIA	11 KV	OTHER	2.8208	0.482147		83%		0%
143	NYD, NAYAGARH	GANIA	14057201	11 KV GANIA	11 KV	OTHER	1.9167	0.898485		53%		0%
144	NYD, NAYAGARH	GANIA	14057202	11 KV KOSKA	11 KV	OTHER	0.53972	0.27647		49%		0%
145	BAED,BALUGAON	NACHUNI	14078202	11 KV GAMBHARIMUNDA	11 KV	OTHER	0.946	0.903176		5%		0%
146	BAED,BALUGAON	NACHUNI	14078201	11 KV KAITHAPALLA	11 KV	OTHER	0.5492	0.103983		81%		0%
147	BAED,BALUGAON	TANGI	14076202	11 KV TANGI CHANDAPUR	11 KV	OTHER	2.169	1.698163		22%		0%
148	BAED,BALUGAON	TANGI	14076203	11 KV KALUPADA	11 KV	OTHER	9.993	2.96407		70%		0%
149	BAED,BALUGAON	CHANDPUR	14185201	11 KV KAMAGURU	11 KV	OTHER	0.906	0.31092		66%		0%

150	BAED,BALUGAON	RANAPUR	14077202	11 KV RANAPUR	11 KV	OTHER	2.072	0.561447		73%		0%
151	BAED,BALUGAON	RANAPUR	14077201	11 KV GOPALPUR	11 KV	OTHER	0.853	0.602501		29%		0%
152	BAED,BALUGAON	RANAPUR	14077203	11 KV RURAL	11 KV	OTHER	0.6894	0.603595		12%		0%
153	PED, PURI	TALABANIA	14064201	11 KV SRI MANDIRA	11 KV	OTHER	2.5599	1.744085		32%		0%
154	PED, PURI	TALABANIA	14064202	11 KV SHREE GUNDICHA	11 KV	OTHER	2.5567	1.202692		53%		0%
155	PED, PURI	TALABANIA	14064205	11 KV KACHERI	11 KV	OTHER	4.7082	2.051461		56%		0%
156	PED, PURI	TALABANIA	14064204	11 KV RAJBHABAN O.H	11 KV	OTHER	1.780289 01	0.92325		48%		0%
157	PED, PURI	TALABANIA	14064206	11 KV MAUSIMA U/G	11 KV	OTHER	3.8222	1.243262		67%		0%
158	PED, PURI	TALABANIA	14064207	11 KV HOSPITAL U/G	11 KV	OTHER	0.6732	0.588791		13%		0%
159	PED, PURI	TALABANIA	14064208	11 KV SRI MANDIRA U/G	11 KV	OTHER	11.2286	3.935761		65%		0%
160	PED, PURI	TALABANIA	14064209	11 KV RAJBHABAN U/G	11 KV	OTHER	0.4681	0.430381		8%		0%
161	PED, PURI	KACHERI	14065201	11 KV SWARGADWAR-1	11 KV	OTHER	1.647015 68	1.070515		35%		0%
162	PED, PURI	KACHERI	14065202	11 KV SWARGADWAR-2	11 KV	OTHER	7.0858	2.941546		58%		0%
163	PED, PURI	KACHERI	14065203	11 KV DOLAMANDAP	11 KV	OTHER	2.8108	1.227983		56%		0%
164	PED, PURI	KACHERI	14065204	11 KV DUTTATOTA	11 KV	OTHER	7.4596	3.687335		51%		0%
165	PED, PURI	KACHERI	14065205	11 KV KACHERI MAUSIMA U/G	11 KV	OTHER	3.1014	0.695055		78%		0%
166	PED, PURI	KACHERI	14065206	11 KV SEABEACH U/G	11 KV	OTHER	1.1453	1.02976		10%		0%
167	PED, PURI	BALIAPANDA	14066204	11 KV PRACHI U/G	11 KV	OTHER	1.1101	1.058692		5%		0%
168	PED, PURI	BALIAPANDA	14066201	11 KV LOKANATHA	11 KV	OTHER	2.8117	2.369777		16%		0%
169	PED, PURI	BALIAPANDA	14066203	11 KV PHD	11 KV	OTHER	0.508	0.220612		57%		0%
170	PED, PURI	BALIAPANDA	14066202	11 KV BALIAPANDA KACHERI	11 KV	OTHER	1.2012	0.394389		67%		0%
171	PED, PURI	BALIAPANDA	14066205	11 KV BALIAPANDA SRIMANDIR	11 KV	OTHER	5.2354	1.351868		74%		0%
172	PED, PURI	BALIAPANDA	14066206	11 KV PRACHI O/H	11 KV	OTHER	1.152	0.560142		51%		0%
173	PED, PURI	SRI RAM NAGAR	14070202	11 KV BALIGUALI	11 KV	OTHER	1.1717	0.83871		28%		0%
174	PED, PURI	SRI RAM NAGAR	14070203	11 KV WATERWORKS	11 KV	OTHER	4.801	2.953386		38%		0%
175	PED, PURI	SRI RAM NAGAR	14070201	11 KV PKRIT	11 KV	OTHER	1.9025	1.678401		12%		0%
176	PED, PURI	SRI RAM NAGAR	14070204	11 KV TOSHALI	11 KV	OTHER	2.372	0.989544		58%		0%

177	PED, PURI	CHARINALA	14067202	11 KV CHARINALA KHANDIABANDHA	11 KV	OTHER	3.615	0.766694		79%		0%
178	PED, PURI	DELANGA	14073202	11 KV GHORADIA	11 KV	OTHER	0.984	0.329979		66%		0%
179	PED, PURI	DELANGA	14073201	11 KV DELANGA	11 KV	OTHER	4.752	1.458288		69%		0%
180	PED, PURI	KANASA	14074201	11 KV KANASA	11 KV	OTHER	1.956	0.487557		75%		0%
181	PED, PURI	SUNAMUHIN	14069201	11 KV BRAHMAGIRI	11 KV	OTHER	0.212	0.091426		57%		0%
182	PED, PURI	SUNAMUHIN	14069202	11 KV MODIRATH	11 KV	OTHER	0.852	0.201373		76%		0%
183	PED, PURI	SUNAMUHIN	14069203	11 KV SATAPADA	11 KV	OTHER	3.785106	2.090737		45%		0%
184	PED, PURI	ATHARNALA	14207201	11 KV GUNDICHA	11 KV	OTHER	1.55936	0.89749		42%		0%
185	PED, PURI	ATHARNALA	14207202	11 KV MAKUBANA	11 KV	OTHER	0.4572	0.273674		40%		0%
186	PED, PURI	CHANDANPU R	14071202	11 KV BIRANARASINGHPUR	11 KV	OTHER	3.6112	1.142088		68%		0%
187	PED, PURI	CHANDANPU R	14071203	11 KV BIRABALABHADRAPU R	11 KV	OTHER	1.9692	0.99385		50%		0%
188	PED, PURI	SAKHIGOPAL	14072204	11 KV BAZAR	11 KV	OTHER	2.872	1.629796		43%		0%
189	PED, PURI	SAKHIGOPAL	14072201	11 KV EXPRESS	11 KV	OTHER	2.588	0.672769		74%		0%
190	PED, PURI	SAKHIGOPAL	14072203	11 KV SARANGAJODI	11 KV	OTHER	1.4652	1.422846		3%		0%
191	CDD-1, CUTTACK	MEDICAL	14083201	TELEPHONE BHABAN	11 KV	OTHER	3.75002	3.465328		8%		0%
192	CDD-1, CUTTACK	MEDICAL	14083202	RANIHAT	11 KV	OTHER	5.07718	3.721397		27%		0%
193	CDD-1, CUTTACK	MEDICAL	14083205	MEDICAL 2	11 KV	OTHER	3.48208	3.165993		9%		0%
194	CDD-1, CUTTACK	MEDICAL	14083203	MANGALABAG	11 KV	OTHER	2.63514	1.98882		25%		0%
195	CDD-1, CUTTACK	MEDICAL	14083204	MEDICAL-1	11 KV	OTHER	4.71832	2.890212		39%		0%
196	CDD-1, CUTTACK	KALINGA	14084201	CHAUDHURY BAZAR 1	11 KV	AMR	5.97744	4.873681		18%		100%
197	CDD-1, CUTTACK	KALINGA	14084204	GORAKABAR	11 KV	AMR	3.35163	2.586189		23%		100%
198	CDD-1, CUTTACK	KALINGA	14084205	JNI	11 KV	AMR	0.13352	0.12993		3%		100%
199	CDD-1, CUTTACK	KALINGA	14084202	CHAUDHURY BAZAR 2	11 KV	AMR	9.1737	5.223903		43%		100%
200	CDD-1, CUTTACK	KALINGA	14084208	HIGH COURT	11 KV	AMR	7.42968	6.928687		7%		100%
201	CDD-1, CUTTACK	KALINGA	14084209	DD OH	11 KV	AMR	2.63402	2.033997		23%		100%
202	CDD-1, CUTTACK	KALINGA	14084210	SRI VIHAR	11 KV	AMR	0.77258	0.602366		22%		100%
203	CDD-1, CUTTACK	BIDANASI	14085202	BIDANASI	11 KV	OTHER	3.39696	2.780805		18%		0%
204	CDD-1, CUTTACK	JAIL	14086202	TKB	11 KV	OTHER	6.024	4.543904		25%		0%
205	CDD-1, CUTTACK	JAIL	14086201	CITY	11 KV	OTHER	6.492	4.653616		28%		0%
206	CDD-1, CUTTACK	DRDA	14210201	GANESHGHAT	11 KV	OTHER	3.243946	2.513639		23%		0%
207	CDD-1, CUTTACK	DRDA	14210202	KAZIBAZAR	11 KV	OTHER	1.132066	1.105406		2%		0%
208	CDD-2, CUTTACK	BADAMBADI	14087202	DOLAMUNDAI-1	11 KV	AMR	5.92556	4.982993		16%		100%
209	CDD-2, CUTTACK	BADAMBADI	14087204	BADAMBADI-2	11 KV	AMR	8.53432	8.043763		6%		100%
210	CDD-2, CUTTACK	JAGATPUR	14088204	OLD INDUSTRIAL	11 KV	OTHER	1.59366	1.427595		10%		0%

211	CDD-2, CUTTACK	OGP	14090203	OGP	11 KV	OTHER	0.136	0.068665		50%		0%
212	CDD-2, CUTTACK	OGP	14090202	INDUSTRIAL2	11 KV	OTHER	1.08	1.008274		7%		0%
213	CDD-2, CUTTACK	CRRI	14091203	CRRI	11 KV	OTHER	1.18755	1.127588		5%		0%
214	CDD-2, CUTTACK	CRRI	14091204	NAYABAZAR	11 KV	OTHER	1.33192	1.270494		5%		0%
215	CDD-2, CUTTACK	42 MAUZA	14092204	KALAPADA	11 KV	OTHER	1.94544	0.55633		71%		0%
216	CDD-2, CUTTACK	KANDARPUR	14093202	KANDARPUR	11 KV	OTHER	3.912	0.880055		78%		0%
217	CDD-2, CUTTACK	KANDARPUR	14093204	AYATPUR	11 KV	OTHER	2.78	1.117234		60%		0%
218	CDD-2, CUTTACK	MATTAGAJAPUR	14211201	POPARADA	11 KV	OTHER	1.944	1.140156		41%		0%
219	CED, CUTTACK	CHHATISIA	14103203	KUSPANGI	11 KV	OTHER	1.508	0.288047		81%		0%
220	CED, CUTTACK	ADASPUR	14104201	ADASPUR & UN COLL	11 KV	OTHER	5.54928	2.677814		52%		0%
221	CED, CUTTACK	NIALI	14106204	TOLA	11 KV	OTHER	0.84943	0.429655		49%		0%
222	CED, CUTTACK	NIALI	14106202	NIALI TOWN	11 KV	OTHER	7.9054	3.478124		56%		0%
223	CED, CUTTACK	NIALI	14106201	KALIAGHAI	11 KV	OTHER	1.74128	1.210401		30%		0%
224	CED, CUTTACK	TANGI	14107205	TANGI	11 KV	OTHER	1.74424	1.113065		36%		0%
225	CED, CUTTACK	CHHATIA	14108202	BAIREE	11 KV	OTHER	8.092	1.268347		84%		0%
226	CED, CUTTACK	CHHATIA	14108201	CHHATIA	11 KV	OTHER	3.456	1.255449		64%		0%
227	CED, CUTTACK	BALICHANDRAPUR	14109202	CHARINANGALA	11 KV	OTHER	1.7471	1.29324		26%		0%
228	CED, CUTTACK	BALICHANDRAPUR	14109203	RUKUTIPATA	11 KV	OTHER	2.212	0.335609		85%		0%
229	CED, CUTTACK	BALICHANDRAPUR	14109204	MANITRI	11 KV	OTHER	2.25522	0.522036		77%		0%
230	CED, CUTTACK	BALICHANDRAPUR	14109205	BANDARESWARA	11 KV	OTHER	4.6695	1.2143		74%		0%
231	CED, CUTTACK	CHOUDWAR	14184201	CITY BARRAGE	11 KV	OTHER	6.33938	1.30031		79%		0%
232	CED, CUTTACK	CHOUDWAR	14184204	OTM	11 KV	OTHER	4.29504	2.059342		52%		0%
233	AED, ATHAGARH	BADAMBA	14110203	RATTAPATA	11 KV	OTHER	0.85572	0.756985		12%		0%
234	AED, ATHAGARH	BADAMBA	14110202	BADAMBA TOWN	11 KV	OTHER	2.91768	0.908481		69%		0%
235	AED, ATHAGARH	KANPUR	14111204	GODIBANDHA	11 KV	OTHER	0.95968	0.670493		30%		0%
236	AED, ATHAGARH	KANPUR	14111205	BASALIHATA	11 KV	OTHER	1.54422	0.651499		58%		0%
237	AED, ATHAGARH	KANPUR	14111203	BALIJHARIA	11 KV	OTHER	2.746	0.910547		67%		0%
238	AED, ATHAGARH	KANPUR	14111202	KANPUR	11 KV	OTHER	1.93	1.791114		7%		0%
239	AED, ATHAGARH	KANPUR	14111201	BAGDHARIA	11 KV	OTHER	1.12922	0.188827		83%		0%
240	AED, ATHAGARH	NARSINGHPUR	14112203	NARSINGHPUR	11 KV	OTHER	3.7842	2.066458		45%		0%
241	AED, ATHAGARH	NARANGABASTA	14113201	MEGHA	11 KV	OTHER	4.67932	3.330193		29%		0%
242	AED, ATHAGARH	NUAPATANA	14114202	MANIABANDHA	11 KV	OTHER	3.60796	2.284105		37%		0%
243	AED, ATHAGARH	TIGIRIA	14115201	BINDHANIMA	11 KV	OTHER	2.742	0.882333		68%		0%

244	AED, ATHAGARH	ATHAGARH	14116203	ANKULA	11 KV	OTHER	0.4042	0.248494		39%		0%
245	AED, ATHAGARH	ATHAGARH	14116202	KARIKOLA	11 KV	OTHER	9.192	3.488108		62%		0%
246	AED, ATHAGARH	KHUNTAKAT A	14214201	KHUNTAKATA	11 KV	OTHER	4.57204	2.659547		42%		0%
247	AED, ATHAGARH	KHUNTAKAT A	14214202	GODIJHARIA	11 KV	OTHER	4.81242	1.691367		65%		0%
248	SED, SALIPUR	KOTAPADA	14096201	JAIPUR/KOTAPADA	11 KV	OTHER	2.1833	0.638193		71%		0%
249	SED, SALIPUR	PALADHUAPA DIA	14100202	KHANDA SAHI	11 KV	OTHER	0.88	0.293415		67%		0%
250	SED, SALIPUR	ORIKANTA	14212201	GOPINATHPUR	11 KV	OTHER	3.6187	1.079863		70%		0%
251	SED, SALIPUR	ORIKANTA	14212203	SOGAL	11 KV	OTHER	1.0304	0.285506		72%		0%
252	DED, DHENKANAL	DHENKANAL COLLEGE	14118203	11 KV GOVINDPUR	11 KV	OTHER	8.1228	2.436241		70%		0%
253	DED, DHENKANAL	DHENKANAL COLLEGE	14118204	11 KV JORANDA	11 KV	OTHER	0.5111	0.292382		43%		0%
254	DED, DHENKANAL	DHENKANAL COLLEGE	14118201	11 KV DKL TOWN-1	11 KV	OTHER	12.3056	6.78724		45%		0%
255	DED, DHENKANAL	DHENKANAL COLLEGE	14118202	11 KV DKL TOWN-2	11 KV	OTHER	0.123376	0.113232		8%		0%
256	DED, DHENKANAL	DHENKANAL COLLEGE	14118205	11 KV SAPTASAJYA	11 KV	AMR	3.058	1.274569		58%		100%
257	DED, DHENKANAL	DAKHINAKAL I	14189201	11 KV DEULASAH I	11 KV	AMR	5.412	1.206433		78%		100%
258	DED, DHENKANAL	DAKHINAKAL I	14189202	11 KV SASAN	11 KV	AMR	8.074	2.529296		69%		100%
259	DED, DHENKANAL	DAKHINAKAL I	14189203	11 KV KANTANALI	11 KV	AMR	0.406	0.182896		55%		100%
260	DED, DHENKANAL	BHAPUR	14119203	11 KV LAMBODHARPUR	11 KV	OTHER	5.84	1.754185		70%		0%
261	DED, DHENKANAL	BHAPUR	14119201	11 KV BHAPUR	11 KV	OTHER	5.558	1.78672		68%		0%
262	DED, DHENKANAL	BHAPUR	14119202	11 KV GHATIPIRI	11 KV	OTHER	5.42558	1.608765		70%		0%
263	DED, DHENKANAL	KHAJURIAKA TA	14122202	11 KV BEDAPADA	11 KV	OTHER	4.7932	2.445578		49%		0%
264	DED, DHENKANAL	KHAJURIAKA TA	14122203	11 KV KALINGA	11 KV	OTHER	1.647	0.506337		69%		0%
265	DED, DHENKANAL	HINDOL	14123202	11 KV DUDURKOTA	11 KV	OTHER	2.266	0.657418		71%		0%
266	DED, DHENKANAL	HINDOL	14123201	11 KV HINDOL	11 KV	OTHER	2.52168	1.393506		45%		0%
267	DED, DHENKANAL	GONDIA	14120201	11 KV MANDAR	11 KV	OTHER	0.39784	0.27501		31%		0%
268	DED, DHENKANAL	GONDIA	14120202	11 KV KAPILASH	11 KV	OTHER	2.29584	0.43524		81%		0%

269	DED, DHENKANAL	GONDIA	14120203	11 KV GONDIA	11 KV	OTHER	0.890968 4	0.140937		84%		0%
270	DED, DHENKANAL	GONDIA	14120204	11 KV ANKURDA	11 KV	OTHER	0.343896 4	0.066359		81%		0%
271	DED, DHENKANAL	KAMAKHYAN AGAR	14124201	11 KV TOWN-1	11 KV	OTHER	5.338	1.844237		65%		0%
272	DED, DHENKANAL	KAMAKHYAN AGAR	14124202	11 KV BAUNSAPALA/TOWN- 2	11 KV	OTHER	1.634552	0.580878		64%		0%
273	DED, DHENKANAL	KAMAKHYAN AGAR	14124203	11 KV KANPURA/JIRIDAMAL I/ GUNDCHANAL	11 KV	OTHER	2.36	1.95459		17%		0%
274	DED, DHENKANAL	KAMAKHYAN AGAR	14124205	11 KV ANALABERENI/ R.N PUR / KADUA	11 KV	OTHER	4.448184	3.950818		11%		0%
275	DED, DHENKANAL	BADASUANLA	14125202	11 KV BIRASALA	11 KV	OTHER	1.1087	0.330716		70%		0%
276	DED, DHENKANAL	BADASUANLA	14125201	11 KV GUNEIBILLI	11 KV	OTHER	0.371364	0.153229		59%		0%
277	ANED, ANGUL	RCMS	14132201	11 KV ANGULTOWN- 1	11 KV	AMR	2.2	1.962707		11%		100%
278	ANED, ANGUL	RCMS	14132202	11 KV ANGULTOWN- 2	11 KV	OTHER	5.8	4.091311		29%		0%
279	ANED, ANGUL	RCMS	14132203	11 KV ANGULTOWN- 3	11 KV	AMR	2.926	2.355681		19%		100%
280	ANED, ANGUL	RCMS	14132206	11 KV ANGULTOWN- 4	11 KV	OTHER	3.54	1.762925		50%		0%
281	ANED, ANGUL	RCMS	14132205	11 KV ANGUL RE-1	11 KV	AMR	5.058	4.58339		9%		100%
282	ANED, ANGUL	RCMS	14132204	11 KV ANGUL RE-2	11 KV	OTHER	2.906	1.800243		38%		0%
283	ANED, ANGUL	RCMS	14132207	11 KV COLLEGE	11 KV	OTHER	1.156	0.732085		37%		0%
284	ANED, ANGUL	HEMSURPAD A	14187204	11 KV SIKHYAKPADA	11 KV	OTHER	2.368	1.341021		43%		0%
285	ANED, ANGUL	HEMSURPAD A	14187201	11 KV HEMUSARAPADA	11 KV	OTHER	7.584	4.33142		43%		0%
286	ANED, ANGUL	HEMSURPAD A	14187202	11 KV MCL	11 KV	OTHER	2.606	0.535803		79%		0%
287	ANED, ANGUL	HEMSURPAD A	14187203	11 KV MEDICAL/JARASINGH A	11 KV	OTHER	0.754	0.301473		60%		0%
288	ANED, ANGUL	INDUSTRIAL ESTATE	14133201	TAMRIT	11 KV	AMR	0.448	0.353801		21%		100%
289	ANED, ANGUL	BANTALA	14134201	11 KV BANTALA	11 KV	OTHER	3.10766	2.020975		35%		0%
290	ANED, ANGUL	BANTALA	14134202	11 KV SABALABHANGA	11 KV	OTHER	1.065538	0.81644		23%		0%



291	ANED, ANGUL	BANTALA	14134203	11 KV KHINDA	11 KV	OTHER	3.27066	0.896089		73%		0%
292	ANED, ANGUL	JARPADA	14135205	11 KV RAILWAY	11 KV	OTHER	1.23602	0.724103		41%		0%
293	ANED, ANGUL	JARPADA	14135203	11 KV KOSALA	11 KV	OTHER	3.837	1.352505		65%		0%
294	ANED, ANGUL	JARPADA	14135201	11 KV KATADA	11 KV	OTHER	1.028	0.521768		49%		0%
295	ANED, ANGUL	JARPADA	14135204	11 KV KANJARA	11 KV	OTHER	1.45626	1.19825		18%		0%
296	ANED, ANGUL	JARPADA	14135202	11 KV JAGANNATHPUR	11 KV	OTHER	2.118	0.405486		81%		0%
297	ANED, ANGUL	CHHENDIPAD A	14136205	11 KV BAGEDIA	11 KV	OTHER	4.722	2.029318		57%		0%
298	ANED, ANGUL	CHHENDIPAD A	14136206	11 KV PIPAL BAHAL	11 KV	OTHER	1.24037	0.462412		63%		0%
299	ANED, ANGUL	CHHENDIPAD A	14136202	11 KV BRAHMANIBIL	11 KV	OTHER	1.294784	1.026125		21%		0%
300	ANED, ANGUL	CHHENDIPAD A	14136201	11 KV DUBANALI	11 KV	OTHER	1.690136	0.886965		48%		0%
301	ANED, ANGUL	CHHENDIPAD A	14136204	11 KV CHHENDIPADA	11 KV	OTHER	3.64629	0.769925		79%		0%
302	ANED, ANGUL	BOINDA	14137202	11 KV HANDAPA	11 KV	OTHER	1.542976	0.655485		58%		0%
303	ANED, ANGUL	BOINDA	14137201	11 KV BOINDA LOCAL	11 KV	OTHER	0.124662	0.099963		20%		0%
304	ANED, ANGUL	BOINDA	14137205	11 KV LUHAMUNDA	11 KV	OTHER	0.632774	0.179221		72%		0%
305	ANED, ANGUL	BOINDA	14137203	11 KV JAMUNALI	11 KV	OTHER	0.92956	0.155549		83%		0%
306	ANED, ANGUL	BOINDA	14137206	11 KV SANAHULA	11 KV	OTHER	0.634424	0.274299		57%		0%
307	ANED, ANGUL	BOINDA	14137204	11 KV PAIKASAH	11 KV	OTHER	1.70922	0.345245		80%		0%
308	ANED, ANGUL	ANANDAPUR	14138203	11 KV KUTULUSINGA	11 KV	OTHER	0.381426	0.209441		45%		0%
309	ANED, ANGUL	ANANDAPUR	14138204	11KV GHODABANDHANALI	11 KV	OTHER	0.155266	0.099979		36%		0%
310	ANED, ANGUL	ATHAMALIK	14139202	11 KV MANTRI	11 KV	OTHER	0.356912	0.179639		50%		0%
311	ANED, ANGUL	ATHAMALIK	14139201	11 KV ATHAMALIK TOWN	11 KV	OTHER	2.110184	1.357881		36%		0%
312	ANED, ANGUL	ATHAMALIK	14139205	11 KV BAGHUAKATA	11 KV	OTHER	0.89954	0.169593		81%		0%
313	ANED, ANGUL	ATHAMALIK	14139204	11 KV BINKEI	11 KV	OTHER	0.53256	0.381718		28%		0%
314	ANED, ANGUL	ATHAMALIK	14139203	11 KV JADUPUR	11 KV	OTHER	1.0398	0.656162		37%		0%
315	ANED, ANGUL	BAMUR	14141201	11 KV FASIPAL	11 KV	OTHER	0.662897	0.412479		38%		0%
316	ANED, ANGUL	BAMUR	14141202	11 KV BRAHMANIDEI	11 KV	OTHER	1.00762	0.82856		18%		0%
317	ANED, ANGUL	BAMUR	14141203	11 KV KHAIRAMUNDA	11 KV	OTHER	0.3252	0.260947		20%		0%
318	ANED, ANGUL	BADAKERA	14227201	11 KV BADAKERA	11 KV	OTHER	3.7867	2.485091		34%		0%
319	ANED, ANGUL	BADAKERA	14227202	11 KV DUDHIABEDA	11 KV	OTHER	4.9318	1.153724		77%		0%
320	TED,CHAINPAL	HATATOTA	14145202	11 KV HATATOTA RE-2	11 KV	OTHER	1.7644	0.669112		62%		0%

321	TED,CHAINPAL	HATATOTA	14145201	11 KV HATATOTA RE-1	11 KV	OTHER	1.1452	0.581116		49%		0%
322	TED,CHAINPAL	HATATOTA	14145206	11 KV GODIBANDHA	11 KV	AMR	2.118	0.529029		75%		100%
323	TED,CHAINPAL	CHAINPAL	14192202	11 KV GOTAMARA	11 KV	OTHER	0.154	0.040353		74%		0%
324	TED,CHAINPAL	CHAINPAL	14192203	11 KV BHOGABARENI	11 KV	OTHER	0.482	0.292354		39%		0%
325	TED,CHAINPAL	KANIHA	14148202	11 KV KANIHA RE-1	11 KV	OTHER	0.782	0.321945		59%		0%
326	TED,CHAINPAL	KANIHA	14148201	11 KV KANIHA-1	11 KV	OTHER	0.1946	0.030075		85%		0%
327	TED,CHAINPAL	KANIHA	14148203	11 KV KANIHA RE-2	11 KV	OTHER	3.61	2.074134		43%		0%
328	TED,CHAINPAL	KANIHA	14148204	11 KV KANIHA-2	11 KV	OTHER	0.244	0.087751		64%		0%
329	TED,CHAINPAL	KANIHA	14148205	11 KV KARADEI	11 KV	OTHER	3.768	1.331136		65%		0%
330	TED,CHAINPAL	KANIHA	14148206	11 KV DERANGA	11 KV	OTHER	0.4296	0.392125		9%		0%
331	TED,CHAINPAL	SAMAL	14147202	11 KV BIJIGULU	11 KV	OTHER	0.37914	0.225658		40%		0%
332	TED,CHAINPAL	SAMAL	14147201	11 KV SAMAL VILLAGE	11 KV	OTHER	0.563085	0.143278		75%		0%
333	TED,CHAINPAL	SAMAL	14147204	11 KV COLONY	11 KV	OTHER	0.57494	0.197491		66%		0%
334	TED,CHAINPAL	SAMAL	14147203	11 KV BARRAGE	11 KV	OTHER	0.3944	0.307584		22%		0%
335	TED,CHAINPAL	PALLAHARA	14151201	11 KV PALLAHARA TOWN	11 KV	OTHER	0.82974	0.462323		44%		0%
336	TED,CHAINPAL	PALLAHARA	14151202	11 KV KANTALA	11 KV	OTHER	1.03	0.402968		61%		0%
337	TED,CHAINPAL	PALLAHARA	14151203	11 KV SEA GARH	11 KV	OTHER	0.336	0.147918		56%		0%
338	TED,CHAINPAL	PALLAHARA	14151204	11 KV PHOPANDA	11 KV	OTHER	1.074	0.5436		49%		0%
339	TED,CHAINPAL	PALLAHARA	14151205	11 KV BATISUAN	11 KV	OTHER	0.9836	0.464823		53%		0%
340	TED,CHAINPAL	KHAMAR	14150204	11 KV ODASA	11 KV	OTHER	0.254	0.183884		28%		0%
341	TED,CHAINPAL	KHAMAR	14150202	11 KV BARAKOTIA	11 KV	OTHER	1.488	0.510875		66%		0%
342	TED,CHAINPAL	KHAMAR	14150203	11 KV SANKHAMUR	11 KV	OTHER	2.3488	0.646474		72%		0%
343	TED,CHAINPAL	BALANDA	14146203	11 KV GURUDWAR	11 KV	OTHER	0.696	0.158612		77%		0%
344	TED,CHAINPAL	BANARPAL	14142202	11 KV KULAD	11 KV	OTHER	2.6204	1.861392		29%		0%
345	TED,CHAINPAL	BANARPAL	14142203	11 KV BANARPAL HINDOL	11 KV	OTHER	2.186	0.966375		56%		0%
346	TED,CHAINPAL	BANARPAL	14142204	11 KV MERAMANDALI	11 KV	OTHER	4.9296	2.03247		59%		0%
347	TED,CHAINPAL	PARJANG	14143201	11 KV OLD PARJANG	11 KV	OTHER	4.1084	1.27719		69%		0%
348	TED,CHAINPAL	PARJANG	14143206	11 KV KANDARSINGHA	11 KV	OTHER	1.86871	0.981609		47%		0%
349	TED,CHAINPAL	PARJANG	14143207	11 KV SARANG	11 KV	OTHER	2.022956	1.32413		35%		0%
350	TED,CHAINPAL	PARJANG	14143204	11 KV DADARAGHATI/ KUALO	11 KV	OTHER	0.66103	0.294663		55%		0%
351	TED,CHAINPAL	PARJANG	14143205	11 KV MAHAVEER ROAD	11 KV	OTHER	0.699632	0.432714		38%		0%
352	TED,CHAINPAL	PARJANG	14143202	11 KV RENGALI	11 KV	OTHER	2.89335	2.200396		24%		0%

353	TED,CHAINPAL	PARJANG	14143208	11 KV NEW PARJANG TOWN	11 KV	OTHER	0.15384	0.113669		26%		0%
354	TED,CHAINPAL	PARABIL	14149203	11 KV GAHAM	11 KV	OTHER	0.412632	0.234725		43%		0%
355	TED,CHAINPAL	PARABIL	14149202	11 KV ARKIL	11 KV	OTHER	0.329922	0.265349		20%		0%
356	TED,CHAINPAL	PARABIL	14149201	11 KV PARABIL (MAHIDHARPUR)	11 KV	OTHER	1.507	0.736124		51%		0%
357	TED,CHAINPAL	BARUAN	14152201	11 KV TUMUNGOLA / DANGARBEDA	11 KV	OTHER	0.698	0.213242		69%		0%
358	TED,CHAINPAL	BARUAN	14152202	11 KV BARUAN / KULEI	11 KV	OTHER	0.624	0.177404		72%		0%
359	TED,CHAINPAL	OHPC	14186202	11 KV PGCIL	11 KV	OTHER	0.31482	0.140812		55%		0%
360	JED, JAGATSINGHAPUR	BIRIDI	14171201	11 KV BALIA	11 KV	OTHER	2.93388	1.538398		48%		0%
361	JED, JAGATSINGHAPUR	BIRIDI	14171202	11 KV 22 MAUZA	11 KV	OTHER	1.31988	0.793609		40%		0%
362	JED, JAGATSINGHAPUR	BIRIDI	14171203	11 KV RANIPADA	11 KV	OTHER	3.1066	1.393494		55%		0%
363	JED, JAGATSINGHAPUR	DHIASAHI / JOGDHARI	14172201	11 KV ODISSO (MAIN)	11 KV	OTHER	3.02824	1.825712		40%		0%
364	JED, JAGATSINGHAPUR	DHIASAHI / JOGDHARI	14172202	11 KV DHIASAHI (MAIN)	11 KV	OTHER	0.8616	0.640985		26%		0%
365	JED, JAGATSINGHAPUR	SOVA	14173201	11 KV AMBASALA	11 KV	OTHER	0.69202	0.393919		43%		0%
366	JED, JAGATSINGHAPUR	SOVA	14173204	11 KV SOVA	11 KV	OTHER	0.220625	0.131429		40%		0%
367	JED, JAGATSINGHAPUR	BALIKUDA	14174201	11 KV NAUGAON / DENGAPOLA	11 KV	OTHER	3.506	1.637833		53%		0%
368	JED, JAGATSINGHAPUR	BALIKUDA	14174202	11 KV SANGRAMPUR	11 KV	OTHER	2.99134	1.232379		59%		0%
369	JED, JAGATSINGHAPUR	BALIKUDA	14174204	11 KV BORIKINA	11 KV	OTHER	6.3332	3.206494		49%		0%
370	JED, JAGATSINGHAPUR	NUAPOLA / NABAPATNA	14181201	11 KV TARIKUNDA (METER-2)	11 KV	OTHER	1.96588	0.87255		56%		0%
371	JED, JAGATSINGHAPUR	NAUGAON	14194201	11 KV ROHIA	11 KV	OTHER	1.75026	0.544533		69%		0%
372	JED, JAGATSINGHAPUR	NAUGAON	14194202	11 KV CHANDAPURA	11 KV	OTHER	1.57792	0.550608		65%		0%
373	JED, JAGATSINGHAPUR	NAUGAON	14194203	11 KV DERIK/ SIKHAR	11 KV	OTHER	3.272	1.583249		52%		0%
374	JED, JAGATSINGHAPUR	NAUGAON	14194204	11 KV ALANAHAT / NAUGAON	11 KV	OTHER	2.892	1.918209		34%		0%



375	KED-01, KENDRAPARA	PATTAMUND AI	14153201	11 KV JARIA	11 KV	OTHER	2.1818	1.55361		29%		0%
376	KED-01, KENDRAPARA	PATTAMUND AI	14153202	11 KV PATTAMUNDAI BAZAR	11 KV	OTHER	1.8716	1.453484		22%		0%
377	KED-01, KENDRAPARA	PATTAMUND AI	14153204	11 KV BALIPATANA	11 KV	OTHER	1.6238	1.065609		34%		0%
378	KED-01, KENDRAPARA	RAJAKANIKA	14155201	11 KV OSTIA	11 KV	OTHER	0.652	0.2637		60%		0%
379	KED-01, KENDRAPARA	INDUPUR	14157201	11 KV INDUPUR	11 KV	OTHER	0.5428	0.302578		44%		0%
380	KED-01, KENDRAPARA	INDUPUR	14157202	11 KV DHUMAT	11 KV	OTHER	0.73668	0.642686		13%		0%
381	KED-01, KENDRAPARA	INDUPUR	14157203	11 KV NIKIREI	11 KV	OTHER	1.8665	0.841794		55%		0%
382	KED-01, KENDRAPARA	INDUPUR	14157204	11 KV BARI (METER- 2)	11 KV	OTHER	0.96488	0.151238		84%		0%
383	KED-01, KENDRAPARA	KENDRAPARA	14158202	11 KV KENDRAPADATOWN - 2	11 KV	OTHER	2.2636	2.154562		5%		0%
384	KED-01, KENDRAPARA	KENDRAPARA	14158203	11 KV THAKURPATANA METER-1	11 KV	OTHER	2.6732	1.149383		57%		0%
385	KED-01, KENDRAPARA	KENDRAPARA	14158204	11 KV BHARATPUR	11 KV	OTHER	1.1922	1.030706		14%		0%
386	KED-01, KENDRAPARA	KENDRAPARA	14158205	11 KV TINIMUHANI-1	11 KV	OTHER	1.27768	1.150784		10%		0%
387	KED-01, KENDRAPARA	RAJANAGAR	14160203	11 KV KEREDAGADA	11 KV	OTHER	1.9185	1.222554		36%		0%
388	KED-01, KENDRAPARA	RAJANAGAR	14160204	11 KV MADANPUR	11 KV	OTHER	1.2701	0.368226		71%		0%
389	KED-01, KENDRAPARA	GOGUA	14161201	11 KV BARO	11 KV	OTHER	2.38322	0.919197		61%		0%
390	KED-01, KENDRAPARA	DANPUR	14164201	11 KV DANPUR (METER-1)	11 KV	OTHER	0.8376	0.527659		37%		0%
391	KED-01, KENDRAPARA	DANPUR	14164203	11 KV CHANDOLA (METER-1)	11 KV	OTHER	2.5401	0.993541		61%		0%
392	KED-01, KENDRAPARA	DANPUR	14164204	11 KV ASURESWAR (METER-1)	11 KV	OTHER	0.34626	0.052756		85%		0%
393	KED-01, KENDRAPARA	CHHAGHARIA	14198201	11 KV BAGADA	11 KV	OTHER	2.4036	0.916241		62%		0%

394	KED-01, KENDRAPARA	CHHATA	14199201	11 KV PANCHUPANDAV	11 KV	OTHER	1.78374	1.616948		9%		0%
395	KED-01, KENDRAPARA	CHHATA	14199202	11 KV CHHATA	11 KV	OTHER	1.11944	0.567599		49%		0%
396	KED-01, KENDRAPARA	BALARAMPUR	14200201	11 KV OLAVAR	11 KV	OTHER	1.65826	0.968312		42%		0%
397	KED-01, KENDRAPARA	BALARAMPUR	14200202	11 KV HATSAHI	11 KV	OTHER	0.3316	0.107052		68%		0%
398	KED-01, KENDRAPARA	SAHUPADA	14201201	11 KV BADAPADA	11 KV	OTHER	0.3083	0.232247		25%		0%
399	KED-01, KENDRAPARA	SAHUPADA	14201202	11 KV GANGARAMPUR	11 KV	OTHER	0.8292	0.447451		46%		0%
400	KED-02, MARSAGHAI	KORUA	14163202	11 KV NARENDRAPUR (MAIN)	11 KV	OTHER	5.72704	1.108351		81%		0%
401	KED-02, MARSAGHAI	KORUA	14163203	11 KV NAGANPUR (MAIN)	11 KV	OTHER	3.04028	1.451539		52%		0%
402	KED-02, MARSAGHAI	KORUA	14163204	11 KV BANAKUNDA (MAIN)	11 KV	OTHER	3.38512	1.693689		50%		0%
403	KED-02, MARSAGHAI	MARSAGHAI	14165201	11 KV ANGULAI	11 KV	OTHER	0.712	0.534318		25%		0%
404	KED-02, MARSAGHAI	MARSAGHAI	14165202	11 KV MARSHAGHAI	11 KV	OTHER	3.01782	1.657955		45%		0%
405	KED-02, MARSAGHAI	MARSAGHAI	14165203	11 KV SILIPUR	11 KV	OTHER	2.224	1.063041		52%		0%
406	KED-02, MARSAGHAI	LUNA	14166201	11 KV PATAKURA	11 KV	OTHER	2.04884	1.535846		25%		0%
407	KED-02, MARSAGHAI	LUNA	14166202	11 KV ANKO	11 KV	OTHER	2.89157	1.862883		36%		0%
408	KED-02, MARSAGHAI	LUNA	14166203	11 KV OSTARA	11 KV	OTHER	3.48123	2.797325		20%		0%
409	KED-02, MARSAGHAI	LUNA	14166204	11 KV KARANJA	11 KV	OTHER	2.06196	0.913565		56%		0%
410	KED-02, MARSAGHAI	LUNA	14166205	11 KV NALADIA	11 KV	OTHER	1.6402	0.281842		83%		0%
411	KED-02, MARSAGHAI	MAHAKALPA DA	14167202	11 KV CHHAPALI	11 KV	OTHER	4.134	2.666945		35%		0%
412	KED-02, MARSAGHAI	MAHAKALPA DA	14167203	11 KV MAHAKALPADA	11 KV	OTHER	2.2528	1.655221		27%		0%
413	KED-02, MARSAGHAI	GARDAPUR	14168201	11 KV GARDAPUR-1 (Check)	11 KV	OTHER	2.39772	1.15312		52%		0%

414	KED-02, MARSAGHAI	GARDAPUR	14168202	11 KV GARDAPUR-2 (Check)	11 KV	OTHER	1.46144	0.606143		59%		0%
415	KED-02, MARSAGHAI	BADIHI	14228202	11 KV BABAR	11 KV	OTHER	0.92475	0.238666		74%		0%
416	KED-02, MARSAGHAI	BADIHI	14228203	11 KV JAMBOO	11 KV	OTHER	0.5686	0.089924		84%		0%
417	PDP, PARADEEP	TIRTOL	14176201	11 KV KOTAKANA	11 KV	OTHER	2.2028	1.482937		33%		0%
418	PDP, PARADEEP	TIRTOL	14176202	11 KV KANAKPUR	11 KV	OTHER	2.5568	1.148745		55%		0%
419	PDP, PARADEEP	RAHAMA	14177201	11 KV RAHAMA	11 KV	OTHER	3.70744	3.071652		17%		0%
420	PDP, PARADEEP	RAHAMA	14177202	11 KV PANKAPAL	11 KV	OTHER	3.226	0.797838		75%		0%
421	PDP, PARADEEP	RAHAMA	14177203	11 KV BEHEDA	11 KV	OTHER	4.8386	1.724967		64%		0%
422	PDP, PARADEEP	ERASAMA	14178201	11 KV AMBIK	11 KV	OTHER	3.768462 315	0.85948		77%		0%
423	PDP, PARADEEP	ERASAMA	14178202	11 KV JAGANNATHPUR-1	11 KV	OTHER	6.35596	1.345562		79%		0%
424	PDP, PARADEEP	ERASAMA	14178203	11 KV ERASAMA	11 KV	OTHER	7.69994	1.564017		80%		0%
425	PDP, PARADEEP	ERASAMA	14178204	11 KV PANCHAPALLI	11 KV	OTHER	1.0824	0.730561		33%		0%
426	PDP, PARADEEP	KUJANGA	14179201	11 KV TALADANDA	11 KV	OTHER	2.2434	0.449242		80%		0%
427	PDP, PARADEEP	KUJANGA	14179202	11 KV SANTARA	11 KV	OTHER	4.1696	1.821337		56%		0%
428	PDP, PARADEEP	KUJANGA	14179204	11 KV BAZAR (CHECK)	11 KV	OTHER	1.28456	0.659986		49%		0%
	BCDD-01, BBSR	MANCHESWA R	17001402	FDR-2	33 KV	OTHER	20.2796	20.23162		0%		0%
	BCDD-01, BBSR	MANCHESWA R	17001403	FDR-3	33 KV	OTHER	10.0986	10.275256		-2%		0%
	BED, BBSR	MANCHESWA R-B GIS	17047402	MANCHESWAR (UG)	33 KV	OTHER	9.0336	8.26534		9%		0%
	BCDD-01, BBSR	CHANDAKA	17002401	UNIT 8 FDR-1	33 KV	AMR	80.80664 8	80.606		0%		100%
	BCDD-01, BBSR	CHANDAKA	17002402	UNIT 8 FDR-2	33 KV	AMR	80.80664 8	80.606		0%		100%
	BCDD-01, BBSR	CHANDAKA	17043401	UNIT-8 GIS-1	33 KV	OTHER	80.80664 8	80.606		0%		0%
	BCDD-01, BBSR	CHANDAKA	17043402	UNIT-8 GIS-2	33 KV	OTHER	80.80664 8	80.606		0%		0%
	BCDD-02, BBSR	MANCHESWA R	17001401	FDR-1	33 KV	OTHER	96.3512	102.858165		-7%		0%
	BCDD-02, BBSR	MANCHESWA R	17001408	BBSR-8	33 KV	OTHER	1.8372	1.8372		0%		0%
	BCDD-02, BBSR	MANCHESWA R	17001409	BBSR-9	33 KV	OTHER	1.8372	1.8372		0%		0%



BCDD-02, BBSR	RANASINGHPUR	17003405	AIIMS NO-I	33 KV	OTHER	12.0984	12.428556		-3%	0%
BCDD-02, BBSR	RANASINGHPUR	17003406	AIIMS NO-II	33 KV	OTHER	12.0984	12.428556		-3%	0%
BCDD-02, BBSR	RANASINGHPUR	17003409	VIPUL	33 KV	AMR	76.6246	76.4875		0%	100%
BCDD-02, BBSR	RANASINGHPUR	17003402	BARAMUNDA	33 KV	OTHER	113.05812	112.212175		1%	0%
BCDD-02, BBSR	RANASINGHPUR	17003401	NAYAPALLI	33 KV	OTHER	113.05812	112.212175		1%	0%
BCDD-02, BBSR	RANASINGHPUR	17003410	RANSINGHPUR	33 KV	OTHER	9.2154	8.9231		3%	0%
BCDD-02, BBSR	RANASINGHPUR	17003407	ASOTECH	33 KV	OTHER	6.2434	5.778976		7%	0%
BCDD-02, BBSR	CHANDAKA	17002403	CHANDRASEKHARPU R-1	33 KV	OTHER	85.5933	80.906658		5%	0%
BCDD-02, BBSR	CHANDAKA	17002404	CHANDRASEKHARPU R-2	33 KV	OTHER	92.59176	87.887658		5%	0%
BCDD-02, BBSR	CHANDAKA	17002412	INFOCITY	33 KV	OTHER	92.59176	87.887658		5%	0%
BCDD-02, BBSR	CHANDAKA	17002405	NAYAPALLI	33 KV	AMR	23.71368	23.499851		1%	100%
BCDD-02, BBSR	CHANDAKA	17002407	BARANGA	33 KV	OTHER	29.232	27.723776		5%	0%
BCDD-02, BBSR	CHANDAKA	17002408	NARAJ	33 KV	OTHER	29.232	27.723776		5%	0%
BCDD-02, BBSR	CHANDAKA	17002409	TCS	33 KV	OTHER	4.068	3.962398		3%	0%
BCDD-02, BBSR	CHANDAKA	17002410	KIIT	33 KV	OTHER	21.54828	21.6954		-1%	0%
BCDD-02, BBSR	CHANDAKA	17002406	XAVIER	33 KV	OTHER	14.3874	13.007301		10%	0%
BCDD-02, BBSR	CHANDAKA	17002411	SJ DEVELOPER	33 KV	OTHER	14.3874	13.007301		10%	0%
BED, BBSR	MANCHESWAR	17001404	FDR-4	33 KV	AMR	71.21492	70.06402		2%	100%
BED, BBSR	MANCHESWAR	17004404	RASULGARH/LAXMIS AGAR II (FDR-II)	33 KV	OTHER	71.21492	70.06402		2%	0%
BED, BBSR	MANCHESWAR	17047401	RASULGARH(UG)	33 KV	OTHER	71.21492	70.06402		2%	0%
BED, BBSR	MANCHESWAR	17001407	FDR-7	33 KV	OTHER	38.526	37.164533		4%	0%
BED, BBSR	PHULNAKAHARA	17022403	PHULNAKAHARA	33 KV	OTHER	45.414	44.009133		3%	0%
BED, BBSR	KESURA	17004405	LINGIPUR	33 KV	OTHER	15.6774	14.22768		9%	0%
BED, BBSR	KESURA	17004402	SBI KESURA	33 KV	OTHER	19.69038	18.45126		6%	0%
BED, BBSR	RANSINGPUR	17003403	BHIMATANGI	33 KV	OTHER	55.41552	48.605343		12%	0%

NED,NIMAPADA	BADAGADA/K ESURA	17004401	BALAKATI	33 KV	OTHER	11.46028	10.512078		8%		0%
NED,NIMAPADA	NIMAPADA / DIGHAL	17005404	PIPILI	33 KV	OTHER	9.2553	8.20022		11%		0%
NED,NIMAPADA	NIMAPADA / DIGHAL	17005405	BAMANAL/DANDIPUR	33 KV	OTHER	6.12904	6.1329		0%		0%
NED,NIMAPADA	NIMAPADA / DIGHAL	17005401	NIMAPADA	33 KV	OTHER	29.2854	26.3698		10%		0%
NED,NIMAPADA	NIMAPADA / DIGHAL	17005403	KONARK	33 KV	OTHER	17.90556	19.322099		-8%		0%
NED,NIMAPADA	KONARK	17006403	BANGURIGAON	33 KV	OTHER	4.4366	4.3216		3%		0%
NED,NIMAPADA	KONARK	17006401	KONARK	33 KV	OTHER	6.0375	5.4866		9%		0%
NED,NIMAPADA	KONARK	17006402	GOP	33 KV	OTHER	17.90556	19.322099		-8%		0%
NED,NIMAPADA	PHULNAKAH ARA	17022405	BHINGARPUR	33 KV	OTHER	9.705	9.4083		3%		0%
NED,NIMAPADA	PHULNAKAH ARA	17022404	BANAMALIPUR	33 KV	OTHER	8.7712	8.7109		1%		0%
KHD, KHURDA	KHURDA	17007401	BANKI	33 KV	OTHER	37.51428	41.28648219		-10%		0%
KHD, KHURDA	KHURDA	17007402	BOLAGARH	33 KV	OTHER	37.51428	41.28648219		-10%		0%
KHD, KHURDA	KHURDA	17007407	JATNI	33 KV	OTHER	47.49456	45.196882		5%		0%
KHD, KHURDA	KHURDA	17007404	KHURDA	33 KV	OTHER	39.34692	38.46092		2%		0%
KHD, KHURDA	KHURDA	17007405	DELANGA	33 KV	OTHER	69.56748	66.03771433		5%		0%
KHD, KHURDA	KHURDA	17007403	TANGI	33 KV	OTHER	67.25424	67.82173894		-1%		0%
KHD, KHURDA	ARGUL	17009402	NISER 1	33 KV	OTHER	8.42595	8.42595		0%		0%
KHD, KHURDA	ARGUL	17009403	NISER 2	33 KV	OTHER	8.42595	8.42595		0%		0%
KHD, KHURDA	ARGUL	17009401	IIT ARGUL-1	33 KV	OTHER	5.334338	5.334338		0%		0%
KHD, KHURDA	ARGUL	17009404	IIT ARGUL-2	33 KV	OTHER	5.334338	5.334338		0%		0%
KHD, KHURDA	BANKI	17010402	CHARCHIKA	33 KV	OTHER	10.4676	9.958991525		5%		0%
KHD, KHURDA	BANKI	17010401	SUNADEI	33 KV	OTHER	6.37484	6.83884		-7%		0%
KHD, KHURDA	INFOCITY	17041402	SEA FOODS/ CHHATABAR	33 KV	OTHER	0.680518 681	0.7039		-3%		0%
KHD, KHURDA	INFOCITY	17041401	INFOSYS-JATNI	33 KV	OTHER	13.9381	15.033373		-8%		0%
BAED, BALUGAON	BALUGAON	17015403	INS CHILIKA	33 KV	OTHER	4.548	4.59972		-1%		0%
BAED, BALUGAON	CHANDANPU R	17016402	TANGI-CHANDPUR	33 KV	OTHER	35.4832	31.2292		12%		0%
BAED, BALUGAON	CHANDPUR	17016401	CHANDPUR	33 KV	OTHER	1.7662	1.756		1%		0%
BAED, BALUGAON	CHANDPUR	17016403	BHUSANDAPUR	33 KV	OTHER	4.0106	3.6141		10%		0%
NED,NAYAGARH	NAYAGARH	17011406	ODAGAON	33 KV	OTHER	43.6768	39.15332		10%		0%
NED,NAYAGARH	NAYAGARH	17011401	RANAPUR	33 KV	OTHER	10.5144	9.2932		12%		0%

NED,NAYAGARH	NAYAGARH	17011409	MACHIPADA	33 KV	OTHER	7.9341	7.3477		7%	0%
NED,NAYAGARH	NAYAGARH	17011404	NAYAGARH	33 KV	OTHER	45.49168	42.069973		8%	0%
NED,NAYAGARH	NAYAGARH	17011403	KHANDAPADA	33 KV	OTHER	13.7124	14.116114		-3%	0%
NED,NAYAGARH	NAYAGARH	17011407	LATHIPADA	33 KV	OTHER	1.1036	1.1055		0%	0%
CDD-1, CUTTACK	BIDANASI	17019401	TULASIPUR 1	33 KV	OTHER	32.39872	30.9594		4%	0%
CDD-1, CUTTACK	CUTTACK	17020409	MEDICAL-2 UG	33 KV	OTHER	16.66572	16.2654		2%	0%
CDD-1, CUTTACK	BIDANASI	17019404	BADAMBADI	33 KV	OTHER	24.3485	26.7817		-10%	0%
CDD-1, CUTTACK	BIDANASI	17019406	IOCL-I	33 KV	OTHER	26.195	25.4821		3%	0%
CDD-1, CUTTACK	BIDANASI	17019407	IOCL-II	33 KV	OTHER	17.799	17.8151		0%	0%
CDD-1, CUTTACK	BIDANASI	17019405	SISHUBHABAN	33 KV	OTHER	5.5968	5.317		5%	0%
CDD-1, CUTTACK	CUTTACK	17020408	MEDICAL-1 UG	33 KV	OTHER	32.179	31.1881		3%	0%
CDD-2, CUTTACK	CUTTACK	17020403	JSPUR RURAL	33 KV	OTHER	54.4704	53.184		2%	0%
CDD-2, CUTTACK	CUTTACK	17020402	BENTKAR	33 KV	OTHER	12.74462	12.8088		-1%	0%
CDD-2, CUTTACK	CUTTACK	17020404	CRRI 1	33 KV	OTHER	25.78704	25.87189		0%	0%
CDD-2, CUTTACK	CUTTACK	17020405	CRRI 2	33 KV	OTHER	25.78704	25.87189		0%	0%
CDD-2, CUTTACK	CUTTACK	17020406	CHAULIAGANJ I	33 KV	OTHER	51.69312	50.1538		3%	0%
CDD-2, CUTTACK	CUTTACK	17020407	CHAULIAGANJ II	33 KV	OTHER	51.69312	50.1538		3%	0%
CED, CUTTACK	CUTTACK	17020401	BALIKUDA	33 KV	OTHER	11.8476	11.3865		4%	0%
CED, CUTTACK	CHANDIKHOL E	17017401	BADACHANA FDR	33 KV	OTHER	26.80488	25.296		6%	0%
CED, CUTTACK	CHOUDWAR	17018403	ATHAGARH FEEDER	33 KV	OTHER	45.161	43.35948		4%	0%
CED, CUTTACK	CHOUDWAR	17018405	JAGATPUR	33 KV	OTHER	54.85944	57.5007		-5%	0%
CED, CUTTACK	CHOUDWAR	17018402	TANGI	33 KV	OTHER	75.37404	76.1066998		-1%	0%
CED, CUTTACK	PHULNAKAH ARA	17022402	NIALI	33 KV	OTHER	54.092	47.502256		12%	0%
CED, CUTTACK	MANIA	17038401	RSB	33 KV	OTHER	9.21	9.350391		-2%	0%
AED, ATHAGARH	NARSINGHPUR	17045402	MEGA LI-1	33 KV	OTHER	1.9302	1.9302		0%	0%
AED, ATHAGARH	NARSINGHPUR	17045403	MEGA LI-2	33 KV	OTHER	1.9302	1.9302		0%	0%
AED, ATHAGARH	KHUNTUNIGIS	17044402	J K LAXMI	33 KV	OTHER	5.54422	5.54422		0%	0%
AED, ATHAGARH	NUAPATNA	17023401	BADAMBABA	33 KV	OTHER	7.9906	7.13292		11%	0%
DED, DHENKANAL	KALARANGI	17026401	TISCO	33 KV	OTHER	6.21255	6.254081		-1%	0%
DED, DHENKANAL	KALARANGI	17026402	OMC	33 KV	OTHER	5.57052	5.80067863		-4%	0%
DED, DHENKANAL	KAMAKHYAN AGAR	17025401	KAMAKHYANAGAR	33 KV	OTHER	24.1872	23.775248		2%	0%
DED, DHENKANAL	KAMAKHYAN AGAR	17025403	SOVAMETAL	33 KV	OTHER	16.2014	16.84416		-4%	0%

	DED, DHENKANAL	KAMAKHYAN AGAR	17025402	KANKADAHADA/JIRID AMALI	33 KV	OTHER	1.2216	1.224		0%		0%
	DED, DHENKANAL	KAMAKHYAN AGAR	17025405	PANDUA	33 KV	OTHER	0.98112	0.96		2%		0%
	TED, CHAINPAL	CHAINPAL	17027401	BANARPAL	33 KV	OTHER	3.98172	3.48122		13%		0%
	TED, CHAINPAL	CHAINPAL	17027404	INDUSTRIAL	33 KV	OTHER	3.85008	3.70436		4%		0%
	ANED, ANGUL	ANGUL	17030401	RAILWAY	33 KV	OTHER	1.3965	1.3965		0%		0%
	ANED, ANGUL	ANGUL	17030404	GANESH SPONGE	33 KV	OTHER	4.00818	4.00818		0%		0%
	ANED, ANGUL	ANGUL	17030405	HEMASURPADA	33 KV	OTHER	9.90816	9.888		0%		0%
	KED-1 KENDRAPADA	KENDRAPAD A	17034402	DANPUR	33 KV	OTHER	6.4596	6.323		2%		0%
	KED-1 KENDRAPADA	OLAVER	17039401	OLAVER	33 KV	OTHER	2.7252	2.55232		6%		0%
	KED-2, MARSAGHAI	MARSHAGHA I	17035402	MAHAKALPADA	33 KV	OTHER	11.3412	10.41653		8%		0%
	KED-2, MARSAGHAI	MARSHAGHA I	17035401	LUNA	33 KV	OTHER	8.9976	9.074225		-1%		0%
	JED, JAGATSINGHAPUR	JAGATSINGH PUR	17037402	TIRTOL	33 KV	OTHER	44.12472	42.3238		4%		0%
	JED, JAGATSINGHAPUR	JAGATSINGH PUR	17037403	NABAPATANA (MAIN)	33 KV	OTHER	2.745	2.8566		-4%		0%
	JED, JAGATSINGHAPUR	JAGATSINGH PUR	17037404	BALIKUDA (NEW)	33 KV	OTHER	4.7944	4.396152		8%		0%
	JED, JAGATSINGHAPUR	JAGATSINGH PUR	17037405	NAUGAON (MAIN)	33 KV	OTHER	3.3935	3.474		-2%		0%
	PED, PARADEEP	PARADEEP	17036402	TIRTOL	33 KV	OTHER	6.8256	6.53		4%		0%
	PED, PARADEEP	PARADEEP	17036405	HPCL	33 KV	OTHER	0.3702	0.378165		-2%		0%
	PED, PARADEEP	PARADEEP	17036401	INDUSTRIAL	33 KV	OTHER	4.95276	4.5964		7%		0%
	PED, PARADEEP	TIRTOL/BOD HEI	17046401	TIRTOL/BODHEI	33 KV	OTHER	3.444	3.250720787		6%		0%
	PED, PARADEEP	TIRTOL/BOD HEI	17046402	GORADA	33 KV	OTHER	5.4564	5.311246456		3%		0%